Date:	28 November 2024
Time:	6:30PM
Location:	Town of Victoria Park

MINDARIE REGIONAL COUNCIL

Ordinary Council Meeting

Minutes

mrc.wa.gov.au

MINDARIE REGIONAL COUNCIL
NOTICE OF MEETING

22 November 2024

Councillors of the Mindarie Regional Council are advised that an Ordinary Meeting of the Council will be held at the Town of Victoria Park at 6.30 pm on 28 November 2024.

The agenda pertaining to the meeting follows.

Your attendance is respectfully requested.

SCOTT CAIRNS
CHIEF EXECUTIVE OFFICER

MINDARIE REGIONAL COUNCIL - MEMBERSHIP

Cr S Proud, JP (Stephanie) - Chair	City of Stirling
Cr K Vernon (Karen)- Deputy Chair	Town of Victoria Park
Cr R Fishwick, JP (Russ)	City of Joondalup
Cr C May (Christopher)	City of Joondalup
Cr L Gobbert, JP (Liam)	City of Perth
Cr A Creado (Andrea)	City of Stirling
Cr J Ferrante (Joe)	City of Stirling
Cr C Hatton (Chris)	City of Stirling
Cr A Castle (Alex)	City of Vincent
Cr P Miles (Paul)	City of Wanneroo
Cr J Wright (Jordan)	City of Wanneroo
Cr G Mack (Gary)	Town of Cambridge

NB: Although some Councils have nominated alternate members, it is a requirement that a Council carries a specific resolution for each occasion that the alternate member is to act.

CONTENTS

1 DECLARATION OF OPENING / ANNOUNCEMENT OF VISITORS 4
2 ATTENDANCE/APOLOGIES/LEAVE OF ABSENCE 4
3 DECLARATION OF INTERESTS 5
4 PUBLIC QUESTION TIME 5
5 ANNOUNCEMENT BY THE PRESIDING PERSON 6
6 APPLICATION FOR LEAVE OF ABSENCE 6
7 PETITIONS/DEPUTATIONS/PRESENTATIONS 6
8 CONFIRMATION OF MINUTES OF PREVIOUS MEETINGS 7
8.1 ORDINARY COUNCIL MEETING – 26 September 2024 7
14.4 ANNUAL FINANCIAL AUDIT PLANNING 2023/2024 8
14.5 AUDIT COMPLETION 2023/2024 9
9 CHIEF EXECUTIVE OFFICER REPORTS
9.1 INTERIM FINANCIAL STATEMENTS – FOR THE PERIOD ENDED 30 September 2024 & 31 October 2024 10
9.2 LIST OF ACCOUNTS PAID – FOR THE PERIOD ENDED 30 September 2024 & 31 October 2024 42
9.3 ANNUAL REPORT 2023/2024 55
9.4 MINDARIE REGIONAL COUNCIL INTERNAL AUDIT PLAN 128
9.5 DRAFT PROPOSED TERMS OF REFERENCE SWG 132
9.6 OFFSITE LEACHATE DISPOSAL 139
10 MEMBERS INFORMATION BULLETIN – ISSUE NO. 87 145
11 MOTIONS OF WHICH PREVIOUS NOTICE HAS BEEN GIVEN 145
12 URGENT BUSINESS 149
13 QUESTIONS BY MEMBERS OF WHICH DUE NOTICE HAS BEEN GIVEN 149
14 MATTERS FOR WHICH THE MEETING MAY BE CLOSED TO THE PUBLIC
14.1 FULL RISK REGISTER 152
14.2 DRAFT RISK APPETITE STATEMENT AND RISK MANAGEMENT 153
14.3 CEOs REVIEW OF THE APPROPRIATENESS AND EFFECTIVENESS OF THE FINANCIAL MANAGEMENT SYSTEMS AND PROCEDURES 154
14.6 CEO RECRUITMENT AND PERFORMANCE REVIEW COMMITTEE – CONSIDERATION OF COMMITTEE'S RECOMMENDATIONS 155
15 NEXT MEETING 157
16 CLOSURE 157

1 DECLARATION OF OPENING / ANNOUNCEMENT OF VISITORS

The Chair declared the meeting open at 6.38 pm
The Chair welcomed Mr Sheikh from the Office of the Auditor General, WA.

2 ATTENDANCE/APOLOGIES/LEAVE OF ABSENCE

MRC COUNCILLORS

Cr S Proud, JP (Stephanie) CHAIR	City of Stirling
Cr K Vernon (Karen) DEPUTY CHAIR	Town of Victoria Park
Cr R Fishwick, JP (Russ)	City of Joondalup
Cr C May (Christopher)	City of Joondalup
Cr L Gobbert (Liam)	City of Perth
Cr A Creado (Andrea)	City of Stirling
Cr J Ferrante (Joe)	City of Stirling
Cr C Hatton (Chris)	City of Stirling
Cr A Castle (Alex)	City of Vincent
Cr P Miles (Paul)	City of Wanneroo
Cr J Wright (Jordan)	City of Wanneroo
Cr G Mack (Gary) *attendance via MS Teams*	Town of Cambridge

Apologies
Nil

MRC Officers
Mr S Cairns (Chief Executive Officer)
Ms A Arapovic (Executive Manager Corporate Services)
Mr D Turner (Projects and Procurement Manager)
Ms S Cherico (Human Resource Manager)
Ms D Toward (Executive Assistant)

Approved leave of absence
Nil

Member Council Observers

Mr N Claassen	City of Joondalup
Mr M Pennington	City of Joondalup
Mr A Murphy	City of Stirling
Ms Y Plimbley	City of Stirling
Mr P Varris	City of Vincent
Mr A Griffiths	City of Vincent
Mr H Singh	City of Wanneroo
Mr J Gault	City of Wanneroo
Mr A Head	Town of Cambridge
Mr J Wong	Town of Victoria Park

MRC Observers:
Mr R Davies `

VISITORS
Mr Aamir Sheikh, Assistant Director, Office of the Auditor General, WA *attendance via MS Teams*

3 DECLARATION OF INTERESTS

Item	Name	Interest	Reason
14.6 CEO Performance Review	Scott Cairns	Financial Interest	Scott Cairns is the CEO

4 PUBLIC QUESTION TIME

WRITTEN QUESTIONS RECEIVED PRIOR TO THE COUNCIL MEETING HELD ON 28 NOVEMBER 2024

Ms O'Byrne, Kinross

The Chair elected for the questions from Ms O'Byrne to be responded to as normal business correspondence in accordance with the Mindarie Regional Council Meeting Procedures Local Law 2020. The question and answers will also be provided in the next Ordinary Council meeting Agenda.

QUESTIONS ASKED VERBALLY AT THE COUNCIL MEETING HELD ON 28 NOVEMBER 2024:

Mr Adrian Hill, Burns Beach

Q1. Can I request some clarity on the MRC's decision to cease using leachate evaporation this year and what was the reason for the decision, and who was involved in making the decision?
A1: The decision was taken in 2023, due to the number of odour reports and DWER at the time took the view that the odour source was leachate.
The decision was taken by the Executive Manager Operation, in consultation at the time with officers from DWER.

Q2: Please advise if you did a risk assessment before ending evaporation?
A2: There was no formal written risk assessment process undertaken. The view at the time was that, given the increased pressure upon MRC to minimise odour, the only available option was to cease leachate evaporation and find a solution thereafter regarding leachate management. Stopping the receipt of odorous materials on the elevated landfill was not a valid

option given the need to continue services for member councils. In discussion with the CEO, the risks were assessed, and a decision was taken, but the decision to stop was, at that time, expected to be a temporary one. Subsequent events thereafter inhibited recommencing evaporation.

5 ANNOUNCEMENT BY THE PRESIDING PERSON

Nil

6 APPLICATION FOR LEAVE OF ABSENCE

Cr Jordan Wright requested a leave of absence from Council duties from 19 December 2024 to 03 January 2024.

Moved Cr May seconded Cr Hatton
That Council approves the request for a leave of absence from Council duties for Cr Jordan Wright covering the period 19 December 2024 to
CARRIED UNANIMOUSLY 12/0
For: Crs Castle, Creado, Ferrante, Fishwick, Gobbert, Hatton, Mack, May, Miles, Proud, Vernon and Wright
Against: Nil

Cr Joe Ferrante requested a leave of absence from Council duties from 13 December 2024 to 18 January 2024.
Cr Karen Vernon requested a leave of absence from Council duties from 22 December 2024 to 14 January 2025
Cr Christopher May requested a leave of absence from Council duties from 21 December 2024 to 14 January 2024
Cr Gary Mack requested a leave of absence from Council duties from 2.12.2024 to 11.12.2024

Moved Cr Wright, Seconded Cr Ferrante
CARRIED UNANIMOUSLY 12/0

For: Crs Castle, Creado, Ferrante, Fishwick, Gobbert, Hatton, Mack, May, Miles, Proud, Vernon and Wright
Against: Nil

7 PETITIONS/DEPUTATIONS/PRESENTATIONS

Nil

8 CONFIRMATION OF MINUTES OF PREVIOUS MEETINGS

8.1 ORDINARY COUNCIL MEETING – 26 September 2024

The Minutes of the Ordinary Council Meeting held on 26 September 2024 have been printed and circulated to members of the Council.

RESPONSIBLE OFFICER RECOMMENDATION
That the Minutes of the Ordinary Meeting of Council held on 26 September 2024 be confirmed as a true record of the proceedings.

Moved Cr Hatton, seconded Cr Vernon
RESOLVED
That the recommendation be adopted

CARRIED UNANIMOUSLY 12/0
For: Crs Castle, Creado, Ferrante, Fishwick, Gobbert, Hatton, Mack, May, Miles, Proud, Vernon and Wright
Against: Nil

MOVED Cr Proud, Seconded Cr Vernon
Procedural Motion

1. To suspend the operation of clause 5.2 – Order of Business - in accordance with clause 10.1(j) of the Mindarie Regional Council Meeting Procedures Local Law 2020.
   Reasons:
   For efficiency of the meeting to enable consideration of Confidential Items 14.4 to 14.5 to allow the representative from the Office Auditor General (OAG), Mr Sheik to participate in items 14.4 & 14.5 and then leave once these items have been completed.

CARRIED 11/1
For: Crs Castle, Creado, Ferrante, Fishwick, Gobbert, Hatton, Mack, May, Proud, Vernon and Wright
Against: Miles

Moved Cr Vernon, Seconded Cr Castle
Procedural motion:
In accordance with clause 10.1(h) of the Mindarie Regional Council Meeting Procedures Local Law 2020 and s5.23 of the Local Government Act 1995, I request that Council meet "behind closed doors" to allow the Council to consider items 14.1 to 14.5 as the items are of a confidential nature.

1. Permits the MRC Chief Executive Officer, MRC staff and OAG Officers to remain in the meeting.
2. Requests people seated in the gallery to leave.

CARRIED UNANIMOUSLY 12/0
For: Crs Castle, Creado, Ferrante, Fishwick, Gobbert, Hatton, Mack, May, Miles, Proud, Vernon and Wright
Against: Nil

Meeting closed at 6.51pm, people seated in the gallery left.

This report is Confidential and dealt with in a confidential session, under Section 5.23 (2) (f) (ii) of the *Local Government Act 1995* as the report deals with matters concerning risks to the MRC	
14.4	**ANNUAL FINANCIAL AUDIT PLANNING 2023/2024**
File No:	**GF-24-0000423**
Attachment(s):	**Attachment 1 Annual Financial Audit Planning Summary**
Date:	**21 November 2024**
Responsible Officer:	**Chief Executive Officer**

OFFICER AND AUDIT AND RISK COMMITTEE RECOMMENDATION

That the Council note and review the scope and effectiveness of the 2023/2024 Annual Financial Audit Planning Summary issued by the OAG Auditors.

Moved Cr Hatton, seconded Cr May
RESOLVED
That the recommendation be adopted

CARRIED UNANIMOUSLY 12/0
For: Crs Castle, Creado, Ferrante, Fishwick, Gobbert, Hatton, Mack, May, Miles, Proud, Vernon and Wright
Against: Nil

This report is Confidential and dealt with in a confidential session, under Section 5.23 (2) (f) (ii) of the *Local Government Act 1995* as the report deals with matters concerning risks to the MRC	
14.5	**AUDIT COMPLETION 2023/2024**
File No:	**GF-24-0000423**
Attachment(s):	**Attachment 2 Auditor General Independent Auditors Report Attachment 3 Annual Financial Audit Exit Brief Attachment 4 Representation Letter Attachment 5 Management Letter**
Date:	**21 November 2024**
Responsible Officer:	**Chief Executive Officer**
This report is Confidential and dealt with in a confidential session, under Section 5.23 (2) (a) of the *Local Government Act 1995* as the report deals with a matter affecting an employee	

OFFICER AND AUDIT AND RISK COMMITTEE RECOMMENDATION

That Council note the Auditor General Independent Auditors Report for year ended 30 June 2024.

That Council note the Annual Financial Audit Exit Brief for year ended 30 June 2024.

That Council note the Representation Letter for the year ended 30 June 2024.

That Council note the Management Letter for the year ended 30 June 2024.

Moved Cr Hatton, seconded Cr Miles
RESOLVED
That the recommendation be adopted

CARRIED UNANIMOUSLY 12/0
For: Crs Castle, Creado, Ferrante, Fishwick, Gobbert, Hatton, Mack, May, Miles, Proud, Vernon and Wright
Against: Nil

Procedural Motion

1. Reopens the meeting to members of the public at 6.54 pm

Moved Cr Gobbert, seconded Cr Vernon
RESOLVED
That the recommendation be adopted

CARRIED UNANIMOUSLY 12/0
For: Crs Castle, Creado, Ferrante, Fishwick, Gobbert, Hatton, Mack, May, Miles, Proud, Vernon and Wright
Against: Nil

The meeting reopened to the public at 6.54 pm.
Mr Sheik disconnected from the meeting.

9 CHIEF EXECUTIVE OFFICER REPORTS

9.1	INTERIM FINANCIAL STATEMENTS – FOR THE PERIOD ENDED 30 September 2024 & 31 October 2024
Reference:	**GF-23-000000019**
Attachment(s):	**Attachment 1**
Date:	**13 November 2024**
Responsible Officer:	**Executive Manager Corporate Services**

SUMMARY
The purpose of this report is to provide Council with a set of financial reports in line with statutory requirements, which provides information on the financial performance of the Mindarie Regional Council (MRC).

BACKGROUND
Financial Management Regulations 34 of the Local Government (Financial Management) Regulations 1996 defines reporting requirements.

The financial statements presented for each month consist of:

- Statement by Comprehensive Income by Nature
- Operating Income Statement by Program
- Statement of Financial Position
- Statement of Cashflows
- Statement of Financial Activity
- Statement of Reserves
- Statement of Investing Activity
- Cash and Cash Equivalents and Schedule of Investments
- Tonnage Report

DETAIL

The attached reports provide an overview of the MRC's interim financial performance for the periods ending 30 September 2024 and 31 October 2024 and have been prepared in accordance with the Local Government Act 1995, the Local Government (Financial Management) Regulations 1996 and the Australian Accounting Standards. The interim report fairly represents, in all material respects, the results of the MRC's operations for the month being reported.

The Interim Financial Reports for the periods ended 30 September 2024 and 31 October 2024 is attached at Appendix No. 1 to this Item. The Schedule of Investments and Tonnage Report up to 31 October 2024 are also contained within the Attachment No.1.

Summary of results for the year-to-date period ended 31 October 2024

	YTD Budget	YTD Actual	Variance
	t	t	t
Tonnes – Members	59,087	58,717	(370)
Tonnes – Others	5,971	6,560	589
TOTAL TONNES	**65,058**	**65,277**	**220**
	$	$	$
Revenue - Fees & Charges	12,851,447	12,550,258	(301,188)
Revenue - Other	2,719,205	2,868,092	148,887
TOTAL REVENUE	**15,570,651**	**15,418,350**	**(152,301)**
Expenses	(13,448,343)	(11,951,195)	1,497,147
Gross Profit	**2,122,308**	**3,467,155**	**1,344,846**
Net Profit on sales of assets	122,924	-	(122,924)
NET PROFIT	**2,245,232**	**3,467,155**	**1,221,922**

Variances Year to Date

Mindarie Regional Council's interim financial result for the period ending 31 October 2024 reflects its performance from 1 July 2024 to 31 October 2024. The Council's operations have been conducted in line with the adopted budget at the OCM, 27 June 2024. In line with materiality adopted by the Council, variances below $50k do not attract comments.

MRC recorded an interim net profit of $3.5m for the period ended 31 October 2024.

REVENUE

Revenue for the year to 31 October 2024 was $152k under the year-to-date budget. User charges across members and non-members including mattress charges were $79k under budget. Interest earnings on term deposits were $142k over budget. There have been no gas power generation sales yet, this is a timing issue.

EXPENDITURE

Total expenditure recorded a positive variance of $1.5m.

The main areas contributing to the variance were employment costs $337k, materials and contracts $887k and depreciation $114k. Employment costs are subject to the timing of recruitment and enterprise bargaining agreement adjustment and should align as the year progresses. Within materials and contracts Waste-to-energy has not commenced however the variation has been fully offset by increased DEP Levy costs based on tonnage to landfill.

Projects and maintenance timings have all contributed to the remaining positive variance. Depreciation variance is expected to align after audit adjustments.

STATEMENT OF FINANCIAL POSITION

End of October 2024 the MRC's cash position is solid due to collection of fees and charges and positive earnings from the investments. Capital expenditure that is yet to be incurred impacts this position.

Capital Expenditure

There is $1.4m or 9.1% capital expenditure incurred to 31 October 2024. This cost predominantly comes from landfill infrastructure. The majority of budgeted capital expenditure is expected to be utilised by the year end.

Reserve Accounts

The reserve accounts for the year-to-date have increased by $2.2m due to planned transfer and interest earned netted off by capital expenditure for the period.

STATUTORY IMPLICATIONS

Section 6.4 of the Local Government Act 1995 and regulation 34(1) of the Local Government (Financial Management) Regulations 1996.

VOTING REQUIREMENT

Simple Majority

RESPONSIBLE OFFICER RECOMMENDATION

That Council:

Receive the Financial Statements set out in Appendix No. 1 for the months ended 30 September and 31 October 2024.

Moved Cr Gobbert, seconded Cr Vernon
RESOLVED
That the recommendation be adopted

CARRIED UNANIMOUSLY 12/0
For: Crs Castle, Creado, Ferrante, Fishwick, Gobbert, Hatton, Mack, May, Miles, Proud, Vernon and Wright
Against: Nil

Attachment

Interim Financial Reports September and October 2024

Financial Report
for the period ending
30 September 2024

Mindarie Regional Council

Authorised by: Adnana Arapovic
Executive Manager Corporate Services

Table of Contents

1.0 Interim Financial Summary

2.0 Financial Statements

2.1 Interim Statement of Comprehensive Income by Nature

2.2 Interim Statement of Comprehensive Income by Program

2.3 Interim Statement of Financial Position

2.4 Interim Statement of Cashflows

2.5 Interim Statement of Financial Activity

2.6 Interim Statement of Reserves

2.7 Interim Statement of Investing Activity

3.0 Cash and Cash Equivalents and Schedule of Investments

4.0 Tonnage Report

1.0 Interim Financial Summary
For the period 30 September 2024

STATEMENT OF COMPREHENSIVE INCOME

	Adopted Budget	Budget Year to Date	Interim Actual Year to Date	Variance	Variance %	Status
Fees and Charges Revenue	$ 40,782,586	$ 9,463,065	$ 9,305,280	$ (157,785)	(2%)	↓
Other Revenue	$ 7,630,062	$ 2,076,829	$ 2,111,325	$ 34,495	2%	↑
Total Operating Revenue	**$ 48,412,648**	**$ 11,539,894**	**$ 11,416,605**	**$ (123,290)**	**(1%)**	↓
Operating Expenditure	**$ (47,150,125)**	**$ (9,305,269)**	**$ (8,816,818)**	**$ 488,451**	**(5%)**	↓
Net Surplus	**$ 1,262,523**	**$ 2,234,625**	**$ 2,599,786**	**$ 365,161**	**16%**	↑
Capital Grants and Subsidies	$ -	-	-	-	-	→
Net profit /(loss) on sale of assets	$ 510,480	$ 122,924	$ -	$ (122,924)	(100%)	↓
Net Result	**$ 1,773,003**	**$ 2,357,549**	**$ 2,599,786**	**$ 242,237**	**10%**	↑

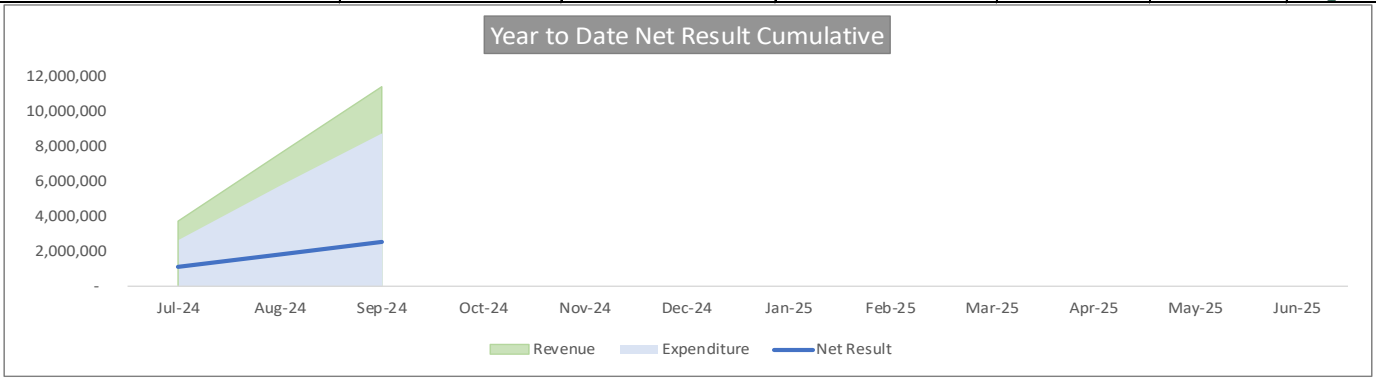

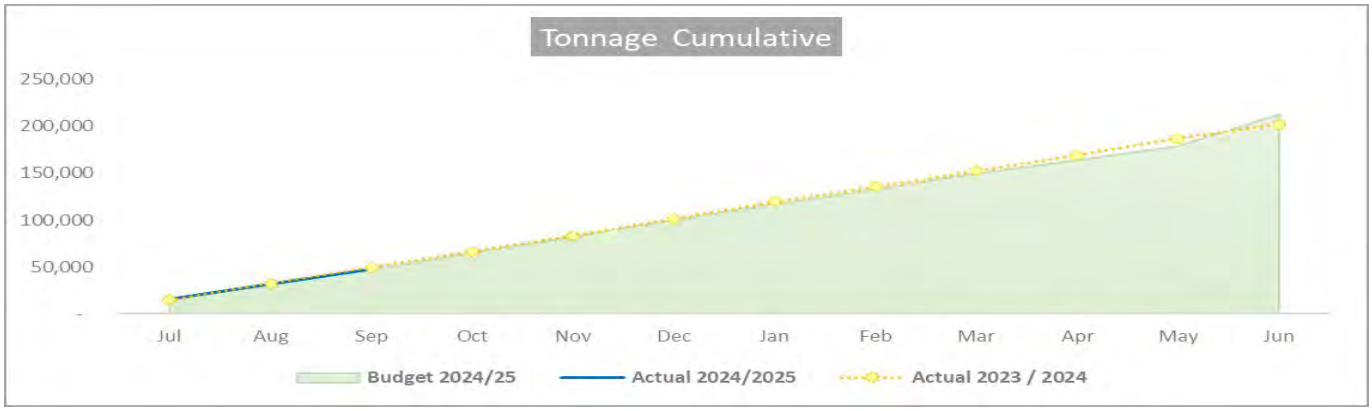

STATEMENT OF FINANCIAL POSITION

	Original Budget	Interim Actual Year to Date	Actual 30 June 2024
Current Assets	$ 74,682,308	$ 83,576,941	$ 79,426,688
Non Current Assets	$ 101,974,030	$ 102,258,235	$ 103,118,451
Total Assets	**$ 176,656,338**	**$ 185,835,175**	**$ 182,545,139**
Current Liabilities	$ 6,446,995	$ 6,503,625	$ 6,026,192
Non Current Liabilities	$ 27,218,849	$ 36,101,210	$ 35,888,394
Total Liabilities	**$ 33,665,844**	**$ 42,604,835**	**$ 41,914,586**
Equity	**$ 142,990,495**	**$ 143,230,340**	**$ 140,630,554**

CAPITAL EXPENDITURE

	Original Budget	Year to Date Actual	Variance $	Variance %
Capital Expenditure	15,705,396	1,344,311	14,361,085	91.4%

2.1 Interim Statement of Comprehensive Income by Nature
For the period ended 30 September 2024

	Adopted Budget	Year to Date				Previous YTD Actual
	2024/25 $	Adopted Budget $	Interim Actual $	Variance $	Variance %	30-Sep-23 $
Revenue						
Member User Charges						
User Charges - City of Perth	2,700,714	604,145	618,829	14,684	2%	479,304
User Charges - City of Wanneroo	10,065,000	2,593,450	2,610,933	17,483	1%	2,002,864
User Charges - City of Joondalup	6,148,800	1,502,353	1,516,301	13,948	1%	1,206,494
User Charges - City of Stirling	10,461,195	2,247,060	2,263,905	16,845	1%	2,093,336
User Charges - Town of Cambridge	786,900	174,504	170,445	(4,059)	(2%)	218,000
User Charges - City of Vincent	1,006,500	241,654	256,574	14,920	6%	218,544
User Charges - Town of Victoria Park	1,943,460	506,149	515,133	8,984	2%	408,344
Total Member User Charges	**33,112,569**	**7,869,315**	**7,952,119**	**82,804**	1%	**6,626,886**
User Charges - Casual Tipping Fees	5,870,017	1,153,750	1,141,838	(11,912)	(1%)	1,105,682
Total User Charges	**38,982,586**	**9,023,065**	**9,093,957**	**70,892**	1%	**7,732,568**
Other Fees and Charges						
Mattresses Charges	1,000,000	240,000	211,323	(28,677)	(12%)	-
Gas Power Generation Sales	800,000	200,000	-	(200,000)	(100%)	-
Total Other Fees and Charges	**1,800,000**	**440,000**	**211,323**	**(228,677)**	(52%)	**-**
Total Fees and Charges	**40,782,586**	**9,463,065**	**9,305,280**	**(157,785)**	(2%)	**7,732,568**
Interest Earnings	2,984,150	946,037	1,016,889	70,852	7%	653,524
Grants, Subsidies and Contributions						
Reimb. of Admin/Governance Expenses	4,364,356	1,091,089	1,091,089	-	0%	1,164,129
Other Revenue						
Other Revenue	281,556	39,703	3,346	(36,357)	(92%)	78,825
Total Other Revenue	**7,630,062**	**2,076,829**	**2,111,325**	**34,495**	**2%**	**1,896,479**
Total Revenue	**48,412,648**	**11,539,894**	**11,416,605**	**(123,290)**	**(1%)**	**9,629,047**
EXPENSES						
Employee Costs	(6,779,990)	(1,561,602)	(1,291,565)	270,037	(17%)	(1,201,846)
Materials and Contracts	(28,294,000)	(4,780,559)	(4,801,985)	(21,426)	0%	(3,992,660)
Utilities	(818,250)	(194,563)	(122,789)	71,773	(37%)	(145,884)
Depreciation	(7,062,320)	(1,765,580)	(1,674,726)	90,854	(5%)	(1,475,990)
Amortisation	(2,119,200)	(529,800)	(529,801)	(1)	0%	(1,189,786)
Finance Costs	(1,040,175)	(260,044)	(261,265)	(1,221)	0%	(275,359)
Insurances	(665,100)	(145,442)	(93,287)	52,155	(36%)	(90,359)
Other Expenses	(371,090)	(67,681)	(41,401)	26,280	(39%)	(27,018)
Total Expenses	**(47,150,125)**	**(9,305,269)**	**(8,816,818)**	**488,451**	**(5%)**	**(8,398,901)**
Capital Grants, Subsidies and Contributions						
Capital Grants and Subsidies	-	-	-	-	-	-
	-	**-**	**-**	**-**	**-**	**-**
Profit/(loss) from ordinary activities						
Profit on Sale of Assets	527,550	122,924	-	(122,924)	(100%)	1
Loss on Sale of Assets	(17,070)	-	-	-	-	**-**
	510,480	**122,924**	**-**	**(122,924)**	(100%)	1
Net result for the period	**1,773,003**	**2,357,549**	**2,599,786**	**242,237**	**10%**	**1,230,147**
Other Comprehensive income for the period						
Changes in asset revaluation	-	-	-	-	-	-
TOTAL COMPREHENSIVE INCOME	**1,773,003**	**2,357,549**	**2,599,786**	**242,237**	**10%**	**1,230,147**

2.2 Interim Statement of Comprehensive Income by Program
For the period ended 30 September 2024

	Adopted Budget 2024/25	Adopted Budget YTD 30 Sep 2024	Interim Actual YTD 30 Sep 2024	Variance	Variance
	$	$	$	$	%
Revenue from Ordinary Activities					
Community Amenities	41,064,142	9,502,768	9,308,626	(194,142)	(2%)
General Purpose Funding	2,984,150	946,037	1,016,889	70,852	7%
Governance	4,364,356	1,091,089	1,091,089	0.09	0%
	48,412,648	**11,539,894**	**11,416,605**	**(123,290)**	**(1%)**
Expenses from Ordinary Activities					
Governance	(7,274,182)	(1,668,366)	(1,122,889)	545,477	(33%)
Community Amenities	(39,574,055)	(7,561,431)	(7,617,236)	(55,805)	1%
Total operating expenses	**(46,848,237)**	**(9,229,797)**	**(8,740,125)**	**489,672**	**(5%)**
Finance costs					
Governance	(301,888)	(75,472)	(76,693)	(1,221)	2%
Total finance costs	**(301,888)**	**(75,472)**	**(76,693)**	**(1,221)**	**2%**
Profit on sale of assets					
Community Amenities	527,550	122,924	-	(122,924)	0%
	527,550	**122,924**	**-**	**(122,924)**	
Loss on sale of assets					
Community Amenities	(17,070)	-	-	-	
Total profit / loss on sale of assets	**510,480**	**122,924**	**-**	**(122,924)**	
Net result for the period	**1,773,003**	**2,357,549**	**2,599,786**	**242,237**	**10%**
TOTAL COMPREHENSIVE INCOME	**1,773,003**	**2,357,549**	**2,599,786**	**242,237**	**10%**

2.3 Interim Statement of Financial Position As at 30 September 2024

	Interim Actual 30 September 2024	Interim Actual as at 30 June 2024
CURRENT ASSETS		
Cash and cash equivalents	22,050,208	19,542,485
Other Financial Assets	58,046,116	56,743,738
Debtors and other receivables	2,268,012	2,304,693
Inventories	10,385	12,330
Other Current Assets	1,202,220	823,442
TOTAL CURRENT ASSETS	**83,576,941**	**79,426,688**
NON-CURRENT ASSETS		
Property, plant and equipment	34,046,085	34,467,151
Right of Use Asset	5,458,375	5,650,725
Infrastructure	49,443,682	50,404,388
Excavation and Rehabilitation Asset	13,310,093	12,596,187
TOTAL NON-CURRENT ASSETS	**102,258,235**	**103,118,451**
TOTAL ASSETS	**185,835,175**	**182,545,139**
CURRENT LIABILITIES		
Trade and other payables	5,213,239	4,523,948
Provisions	775,133	821,752
Right of Use Asset - Leases	515,253	680,492
TOTAL CURRENT LIABILITIES	**6,503,625**	**6,026,192**
NON CURRENT LIABILITIES		
Provisions	117,043	88,799
Rehabilitation provision	30,281,635	30,097,063
Right of Use Asset - Leases	5,702,532	5,702,532
TOTAL NON CURRENT LIABILITIES	**36,101,210**	**35,888,394**
TOTAL LIABILITIES	**42,604,835**	**41,914,586**
NET ASSETS	**143,230,340**	**140,630,554**
EQUITY		
Retained Losses	(27,941,411)	(28,908,278)
Reserves Accounts	27,037,697	25,404,778
Revaluation Surplus	55,048,328	55,048,328
Council Contribution	89,085,726	89,085,726
TOTAL EQUITY	**143,230,340**	**140,630,554**

2.4 Interim Statement of Cash Flow
For the period ended 30 September 2024

	Adopted Budget 2024/2025	Interim Actual YTD 30-Sep-24	Interim Actual 30-Jun-24
	$		$
Cash flows from operating activities			
Receipts			
Contributions, re-imbursements and donations	4,364,356	1,091,089	4,656,518
Gas generation services	800,000	-	615,414
Fees and charges	41,317,586	9,326,285	31,709,699
Interest earnings	2,984,150	850,339	3,133,051
Other revenue	281,556	3,346	339,899
GST Received	-	676,332	3,061,094
	49,747,648	**11,947,392**	**43,515,675**
Payments			
Employee costs	(6,217,432)	(1,369,054)	(5,761,474)
Materials and contracts	(27,783,520)	(4,304,790)	(16,664,242)
Utilities	(818,250)	(122,789)	(591,004)
Insurance	(665,100)	(93,287)	(355,736)
Finance Costs	-	(76,693)	(324,573)
Other Expenditure	(371,090)	(41,401)	(204,320)
GST Paid	-	(619,727)	(3,106,273)
	(35,855,392)	**(6,627,741)**	**(27,007,622)**
Net cash provided by/(used in) operating activities	**13,892,256**	**5,319,651**	**16,508,053**
Cash flows from investing activities			
Grants and subsidaries	-	-	38,000
Payments for purchases of property, plant and equipment and infrastructure	(15,705,396)	(1,344,311)	(1,684,830)
Investments term deposits	(4,354,150)	(1,302,379)	(16,247,828)
Proceeds from Sale of assets	1,370,000		1,293,291
Net cash used in investing activities	**(18,689,546)**	**(2,646,689)**	**(16,601,367)**
Cash flows from financing activities			
Lease payments	(559,266)	(165,239)	(626,342)
Net cash (used in)/from financing activities	**(559,266)**	**(165,239)**	**(626,342)**
Net increase/(decrease) in cash and cash equivalents	**(5,356,556)**	**2,507,723**	**(719,656)**
Cash and cash equivalents 30 June 2024	25,503,246	19,542,485	20,262,141
Cash and cash equivalents 30 September 2024	**20,146,690**	**22,050,208**	**19,542,485**

2.5 Interim Statement of Financial Activity

For the period ended 30 September 2024

	Adopted Budget 2024/25	Adopted Budget YTD 30-Sep-24	Interim Actual YTD 30-Sep-24	Variance	Variance
	$	$	$	$	%
Revenue from operating activities					
Contributions and reimbursements	4,364,356	1,091,089	1,091,089	-	0%
Fees and charges	40,782,586	9,463,065	9,305,280	(157,785)	(2%)
Interest revenue	2,984,150	946,037	1,016,889	70,852	7%
Other revenue	281,556	39,703	3,346	(36,357)	(92%)
Profit on asset disposals	527,550	122,924	-	(122,924)	
	48,940,198	**11,662,818**	**11,416,605**	**(246,214)**	**(2%)**
Expenditure from operating activities					
Employee costs	(6,779,990)	(1,561,602)	(1,291,565)	270,037	(17%)
Materials and contracts	(28,294,000)	(4,780,559)	(4,801,985)	(21,426)	0%
Utility charges	(818,250)	(194,563)	(122,789)	71,773	(37%)
Depreciation & amortisation	(9,181,520)	(2,295,380)	(2,204,527)	90,853	(4%)
Finance costs	(1,040,175)	(260,044)	(261,265)	(1,221)	0%
Insurance	(665,100)	(145,442)	(93,287)	52,155	(36%)
Other expenditure	(371,090)	(67,681)	(41,401)	26,280	(39%)
Loss on asset disposals	(17,070)	-	-	-	
	(47,167,195)	**(9,305,269)**	**(8,816,818)**	**488,451**	**(5%)**
Add/less: Non-cash items					
Profit on asset disposals	(527,550)	(122,924)	-	122,924	(100%)
Loss on disposal of assets	17,070	-	-	-	
Depreciation & amortisation	9,181,520	2,295,380	2,204,527	(90,853)	(4%)
Employee benefit provisions	678,558	169,640	(18,375)	(188,014)	(111%)
Rehabilitation - unwinding of interest	738,287	184,572	184,572	-	0%
Other Provisions	696,004	174,001	-	(174,001)	(100%)
	10,783,888	**2,700,668**	**2,370,724**	**(329,944)**	**(12%)**
Amount attributable to operating activities	**12,556,891**	**5,058,217**	**4,970,510**	**(87,707)**	**(2%)**
Inflows from investing activities					
Proceeds from disposal of assets	1,370,000	-	-	-	
	1,370,000	**-**	**-**	**-**	
Outflows from investing activities					
Purchase of plant and equipment	(3,753,366)	(938,342)	(69,740)	868,602	(93%)
Purchase of land and buildings	(280,000)	(70,000)	-	70,000	(100%)
Purchase of computer equipment	(217,000)	(54,250)	(11,160)	43,090	(79%)
Purchase and construction of infrastructure	(11,455,030)	(2,863,758)	(1,263,410)	1,600,347	(56%)
	(15,705,396)	**(3,926,349)**	**(1,344,311)**	**2,582,038**	**(66%)**
Amount attributable to investing activities	**(14,335,396)**	**(3,926,349)**	**(1,344,311)**	**2,582,038**	**(66%)**
Inflows from financing activity					
Transfers from reserve accounts	7,808,366	1,952,092	100,604	(1,851,488)	(95%)
	7,808,366	**1,952,092**	**100,604**	**(1,851,488)**	**(95%)**
Outflows from financing activities					
Payments for principal portion of lease liabilities	(665,840)	(162,797)	(165,239)	(2,442)	2%
Transfers to reserve accounts	(8,054,124)	(1,671,031)	(1,733,524)	(62,493)	4%
	(8,719,964)	**(1,833,828)**	**(1,898,763)**	**(64,935)**	**4%**
Amount attributable to financing activities	**(911,598)**	**118,263**	**(1,798,159)**	**(1,798,159)**	**(1520%)**
Operating Net Current Assets at the start of the financial year	**49,252,469**	**49,252,469**	**49,497,963**	**245,494**	**0%**
Amount attributable to operating activities	12,556,891	5,058,217	4,970,510	(87,707)	(2%)
Amount attributable to investing activities	(14,335,396)	(3,926,349)	(1,344,311)	2,582,038	(66%)
Amount attributable to financing activities	(911,598)	118,263	(1,798,159)	(1,916,422)	(1620%)
Closing Net Current Assets	**46,562,366**	**50,502,601**	**51,326,004**	**823,404**	**2%**

2.5 Interim Net Current Assets
For the period ended 30 September 2024

	Actual As at 30 Sept 2024	Actual 30 June 2024
CURRENT ASSETS		
Cash and cash equivalents	22,050,208	19,542,485
Other Financial Assets	58,046,116	56,743,738
Debtors and other receivables	2,268,012	2,304,693
Inventories	10,385	12,330
Other Current Assets	1,202,220	823,442
TOTAL CURRENT ASSETS	**83,576,941**	**79,426,688**
CURRENT LIABILITIES		
Trade and other payables	5,213,239	4,523,948
Provisions	775,133	821,752
Right of Use Asset - Leases	515,253	680,492
TOTAL CURRENT LIABILITIES	**6,503,625**	**6,026,192**
NET CURRENT ASSETS	**77,073,316**	**73,400,496**
Add Back Restricted Liabilities		
Employee Related Provisions	775,133	821,752
Right of Use - Liabilities	515,253	680,492
Adjusted Net Current Assets	**78,363,702**	**74,902,740**
Less: Net current financial assets that back reserves		
Reserve Accounts	(27,037,697)	(25,404,778)
	51,326,005	**49,497,962**

2.6 Statement of Reserves
For the period ended 30 September 2024

Description	Interim Actual YTD 30 Sept 2024
Site Rehabilitation	
Opening balance	18,679,243
Interest income	216,070
Transfer to reserves	184,572
Transfer from reserves	-
Closing Balance	**19,079,885**
Capital Expenditure	
Opening balance	6,209,785
Interest income	76,917
Transfer to reserves	1,250,001
Transfer from reserves	(100,604)
Closing Balance	**7,436,099**
Carbon Abatement	
Opening balance	515,749
Interest income	5,964
Transfer to reserves	-
Transfer from reserves	-
Closing Balance	**521,714**
RESERVES SUMMARY	
Opening Balance	25,404,777
Interest income	298,951
Transfer to reserves	1,434,573
Transfer from reserves	(100,604)
Closing Balance	**27,037,697**

2.7 Interim Statement of Investing Activity For the period ended 30 September 2024

	Adopted Budget 2024/25	Actual As at 30 September 2024	Actual vs Adopted Budget Variance	Actual vs Adopted Budget Variance
	$	$	%	
LANDFILL INFRASTRUCTURE				
Installation of Piggy Back Liner	3,631,235	51,167	3,580,068	1.4%
Stage2 - Phase2 capping work	5,395,426	1,187,150	4,208,277	22.0%
Leachate Processing Infrastructure	1,683,369	5,390	1,677,979	0.3%
	10,710,030	**1,243,707**	**9,466,323**	**11.61%**
INFRASTRUCTURE TAMALA PARK				
Transfer station extension (from alternative wt options)	65,000	-	65,000	0.0%
Recycling Asphalt Hardstand extension works	35,000	-	35,000	0.0%
Footpath at Administration building	10,000	-	10,000	0.0%
Leachate Extraction Well Stage2 Phase 2	150,000	9,250	140,750	6.2%
Waste Water Treatement Replacement (Washdown Bay)	65,000	-	65,000	0.0%
Leachate Holding Tanks and Pump Station	190,000	-	190,000	0.0%
Infrastructure Design Planning	200,000	-	200,000	0.0%
Transfer Station Fixed Lighting Towers	30,000	-	30,000	0.0%
4x new Monitoring Bores Install - Marmion Ave	55,000	-	55,000	0.0%
Facility Signage Upgrade	14,000	10,453	3,547	74.7%
Transfer Station Line Marking	18,000	-	18,000	0.0%
	832,000	**19,703**	**812,297**	**2.37%**
Admin Building Outside BBQ Area and shade structure				
Admin building renewal	105,000	-	105,000	0.0%
Recycling Centre Roof Extension Works	15,000	-	15,000	0.0%
Master Distribution Board Upgrade	150,000	-	150,000	0.0%
Workshop Crib Room Kitchen refurbishment	10,000	-	10,000	0.0%
	280,000	**-**	**280,000**	**0.00%**
COMPUTING EQUIPMENT				
CCTV install for Tip Face, Quarry and Transfer	10,000	-	10,000	0.0%
Weighbridge Software Upgrade	150,000	-	150,000	0.0%
DCS Replacements	30,000	-	30,000	0.0%
Replacement of IT equipments	27,000	11,160	15,840	41.3%
Wifi Access Point Replacements	27,866	-	27,866	0.0%
	244,866	**11,160**	**233,706**	**4.56%**
EQUIPMENT				
High Flow Leachate/ Water Transfer Pump (Diesel)	60,000	-	60,000	0.0%
2 way radios	6,500	-	6,500	0.0%
Odour monitoring units / control	80,000	69,740	10,260	87.2%
	146,500	**69,740**	**76,760**	**47.60%**
PLANT AND VEHICLES				
TAKEUCHI Skid Steer Loader TL10V2 2022 - PL151	245,000	-	245,000	0.0%
Skid Steer Bucket Replacements x 3	60,000	-	60,000	0.0%
CAT 2.5L Forklift - Plant117	85,000	-	85,000	0.0%
Komatsu Excavator 2018-C22211 - Plant131	385,000	-	385,000	0.0%
Compactor or Alternative waste compaction treatment	1,500,000	-	1,500,000	0.0%
Hino Bin Truck 1EAS815 - Plant83	390,000	-	390,000	0.0%
New Slow Speed Shredder/Crusher	800,000	-	800,000	0.0%
New Double Axle trailer	15,000	-	15,000	0.0%
Replacement of Skid Steer Loader	12,000	-	12,000	0.0%
	3,492,000	**-**	**3,492,000**	**0.0%**
TOTAL CAPITAL EXPENDITURE	**15,705,396**	**1,344,311**	**14,361,085**	**8.6%**

3.0 Cash & Cash Equivalents and Schedule of Investments
As at 30 September 2024

Institutions with Standard & Poors Rating AA- or better

Institution	S&P Rating	Achieved
CBA	AA-	✓
NAB	AA-	✓
ANZ	AA-	✓
Westpac	AA-	✓

Where Tenor > 90 Days, maximum 50% held in one institution

Investments > 90 days tenor	94%

Institution	Amount Held $m	% of Total Funds	Maximum	Achieved
CBA	$ 13.32	23%	50%	✓
NAB	$ 17.22	30%	50%	✓
ANZ	$ 4.30	7%	50%	✓
Westpac	$ 23.00	40%	50%	✓
<90 Days	$ 0.20			
	$ 58.05			

Where possible give preference to institutions that do not finance the fossil fuel industry and consider ethical, social and environmental aspects.

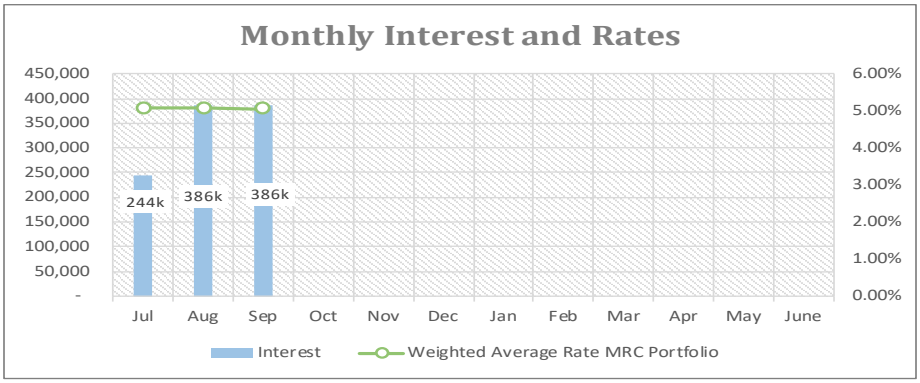

As of Sep 30 2024, MRC's interest earnings are $71k above the adopted budget. In Sep 2024, the Reserve Bank held the cash rate at 4.35%

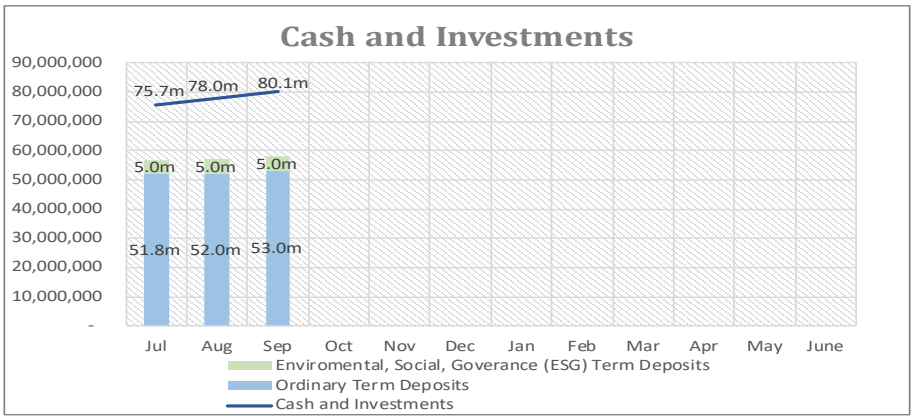

As of Sep 30, 2024, MRC's total cash and investments amounted to $80 million. $58 million was invested in term deposits and $13m invested in the CBA saver account with the balance being held in the everyday accounts. 5% (1 term deposit value $5m) of the overall term deposits have environmental, social, and governance (ESG) ratings.

3.0 Cash & Cash Equivalents and Schedule of Investments
As at 30 September 2024 (Continued)

SCHEDULE OF INVESTMENTS

Bank	Investment Date	Tenor (Days)	Investment Amt $	Interest Rate %	Maturity Date	Gross Interest $	Maturity Amt $
ORDINARY TERM DEPOSITS							
NAB GMI-DEAL-10894013	17/04/2024	180	2,144,564	5.05%	14/10/2024	53,408	2,197,972
CBA CDA 37309509	15/04/2024	183	5,183,836	4.83%	15/10/2024	125,533	5,309,368
NAB GMI-DEAL-10899596	21/05/2024	181	2,167,406	5.10%	18/11/2024	54,815	2,222,220
NAB 93-921-9929	23/08/2024	90	203,977	5.00%	21/11/2024	2,515	206,492
Wpac TD 032-108 005408	29/05/2024	184	3,200,000	5.14%	29/11/2024	82,916	3,282,916
ANZ 9797-07193	1/08/2024	133	2,161,684	4.94%	12/12/2024	38,912	2,200,596
NAB GMI-DEAL-10893903	15/07/2024	184	2,165,308	5.30%	15/01/2025	57,852	2,223,161
NAB 41-562-4966	9/09/2024	150	3,113,997	5.00%	6/02/2025	63,986	3,177,983
CBA 37309509F	18/09/2024	152	3,000,000	4.80%	17/02/2025	59,967	3,059,967
NAB 21-233-4933	23/08/2024	180	2,186,924	5.00%	19/02/2025	53,924	2,240,848
Wpac TD 032-108 988977	21/05/2024	275	4,300,000	5.21%	20/02/2025	168,790	4,468,790
ANZ 9796-92171	13/06/2024	273	2,137,282	5.00%	13/03/2025	79,928	2,217,210
CBA 37309509	19/07/2024	273	5,139,818	4.97%	18/04/2025	191,062	5,330,880
Wpac TD 032-108 962507	1/05/2024	365	5,500,000	5.35%	1/05/2025	294,250	5,794,250
NAB GMI-DEAL-10902291	11/06/2024	365	3,238,861	5.25%	11/06/2025	170,040	3,408,901
NAB 36-705-5358	16/09/2024	270	2,202,460	5.00%	13/06/2025	81,461	2,283,921
Wpac 032-108 521306	23/08/2024	122	5,000,000	5.14%	23/12/2024	85,901	5,085,901
Total Ordinary Term Deposits			**53,046,116**			**1,665,260**	**54,711,377**
WpacGreen Tailored Deposit	11/06/2025	365	5,000,000	5.10%	11/06/2025	255,000	5,255,000
Total ESG Term Deposits			**5,000,000**			**255,000**	**5,255,000**
Total Term Deposits			**58,046,116**	**5.07%**		**1,920,260**	**59,966,377**

Cash & Cash Equivalents as of 30th September 2024

CBA Saver	13,017,160	**Principal**		
NAB Balance	1,199	**Ordinary Term Deposits**		
CBA Business	6,862,648	NAB	30.0%	17,423,497
ANZ Balance	2,166,200	CBA	23.0%	13,323,654
		ANZ	7.4%	4,298,966
Petty Cash	1,500	Wpac	31.0%	18,000,000
Floats	1,500			53,046,117
		ESG Term Deposits		
		Wpacgreen	8.6%	5,000,000
		Invested	**100%**	**58,046,117**
		Principal plus interest		
		Ordinary Term Deposits		
		NAB	30.0%	17,961,499
		CBA	22.8%	13,700,215
		ANZ	7.4%	4,417,806
		Wpac	31.1%	18,631,857
				54,711,377
		ESG Term Deposits		
Total Cash & Cash Equivalents	**22,050,208**	Wpacgreen	8.8%	5,255,000
Total	**80,096,324**	Total	**100%**	**59,966,377**

4.0 Tonnage Report for the period ended 30 September 2024

Tonnage Summary SEP-24

Monthly Summary

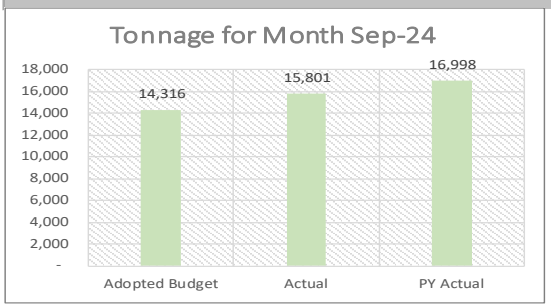

	Budget	Actual	Variance	Prior Year
Processable	12,175	13,524	1,349	13,350
Non Processable	702	655	(47)	1,620
Members	12,877	14,179	1,302	14,970
Casuals	1,439	1,622	183	2,029
Total	14,316	15,801	1,485	16,998

Year to Date Summary

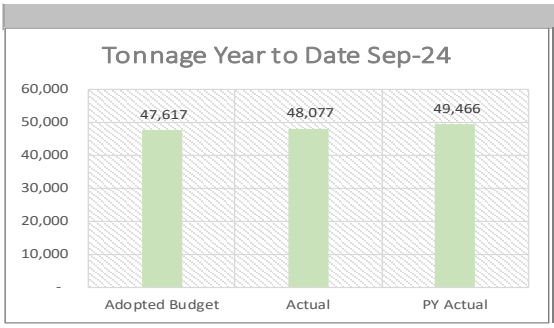

	Budget	Actual	Variance	Prior Year
Processable	40,742	41,227	485	40,349
Non Processable	2,260	2,183	(77)	3,724
Members	43,002	43,410	408	44,073
Casuals	4,615	4,667	52	5,393
Total	47,617	48,077	460	49,466

Member Summary

Year to Date

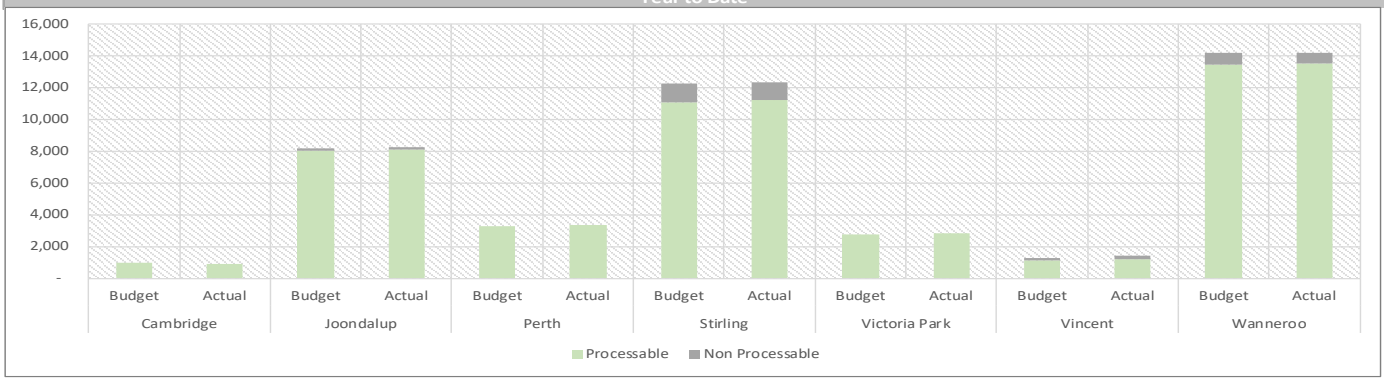

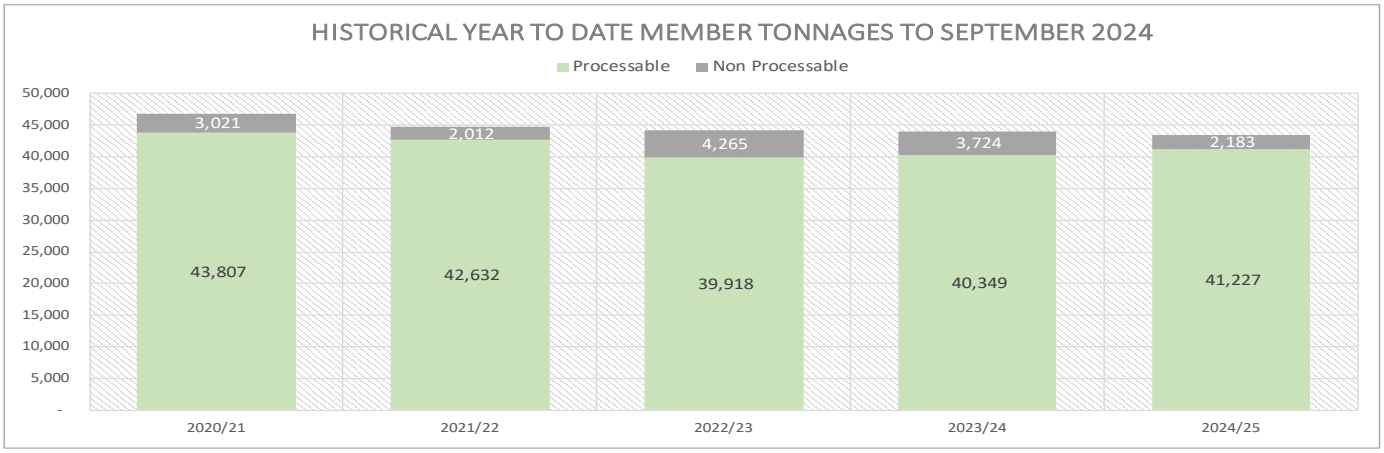

Financial Report
for the period ending
31 October 2024

Mindarie Regional Council

Authorised by: Adnana Arapovic
Executive Manager Corporate Services

Table of Contents

1.0 Interim Financial Summary

2.0 Financial Statements

2.1 Interim Statement of Comprehensive Income by Nature

2.2 Interim Statement of Comprehensive Income by Program

2.3 Interim Statement of Financial Position

2.4 Interim Statement of Cashflows

2.5 Interim Statement of Financial Activity

2.6 Interim Statement of Reserves

2.7 Interim Statement of Investing Activity

3.0 Cash and Cash Equivalents and Schedule of Investments

4.0 Tonnage Report

1.0 Interim Financial Summary
For the period 31 October 2024

STATEMENT OF COMPREHENSIVE INCOME						
	Adopted Budget	Budget Year to Date	Interim Actual Year to Date	Variance	Variance %	Status
Fees and Charges Revenue	$ 40,782,586	$ 12,851,447	$ 12,550,258	$ (301,188)	(2%)	
Other Revenue	$ 7,630,062	$ 2,719,205	$ 2,868,092	$ 148,887	5%	
Total Operating Revenue	**$ 48,412,648**	**$ 15,570,651**	**$ 15,418,350**	**$ (152,301)**	**(1%)**	
Operating Expenditure	**$ (47,150,125)**	**$ (13,448,343)**	**$ (11,951,195)**	**$ 1,497,147**	**(11%)**	
Net Operating Surplus	**$ 1,262,523**	**$ 2,122,308**	**$ 3,467,155**	**$ 1,344,846**	**63%**	
Net profit /(loss) on sale of assets	$ 510,480	$ 122,924	$ -	$ (122,924)	(100%)	
Net Result	**$ 1,773,003**	**$ 2,245,232**	**$ 3,467,155**	**$ 1,221,922**	**54%**	

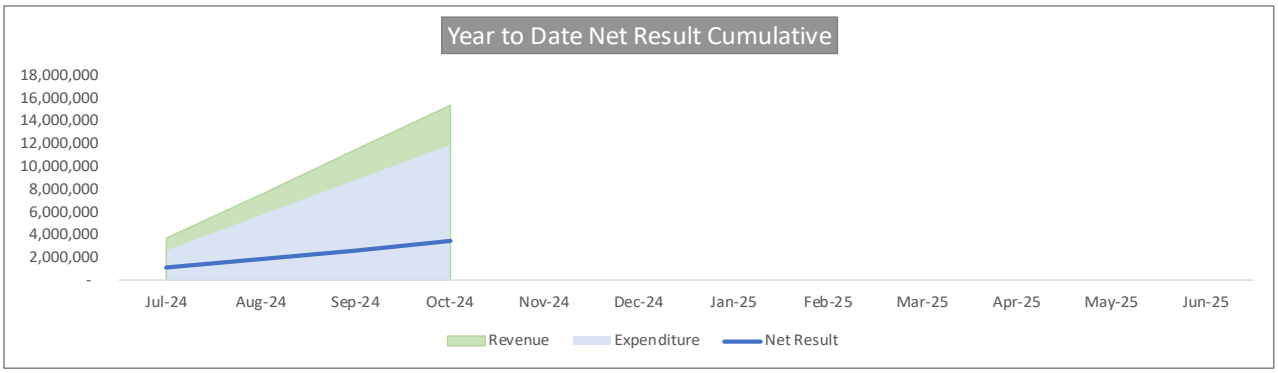

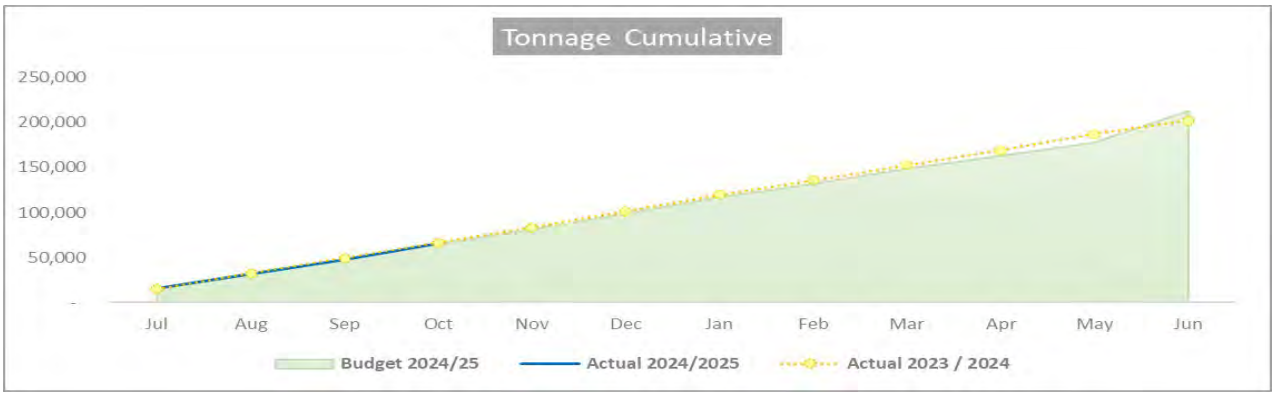

STATEMENT OF FINANCIAL POSITION			
	Original Budget	Interim Actual Year to Date	Actual 30 June 2024
Current Assets	$ 74,682,308	$ 82,093,725	$ 79,426,688
Non Current Assets	$ 101,974,030	$ 101,605,137	$ 103,118,451
Total Assets	**$ 176,656,338**	**$ 183,698,862**	**$ 182,545,139**
Current Liabilities	$ 6,446,995	$ 13,983,814	$ 16,570,400
Non Current Liabilities	$ 27,218,849	$ 25,569,263	$ 25,296,111
Total Liabilities	**$ 33,665,844**	**$ 39,553,077**	**$ 41,866,511**
Equity	**$ 142,990,495**	**$ 144,145,785**	**$ 140,678,629**

CAPITAL EXPENDITURE				
	Original Budget	Year to Date Actual	Variance $	Variance %
Capital Expenditure	15,705,396	1,432,758	14,272,638	90.9%

2.1 Interim Statement of Comprehensive Income by Nature
For the period ended 31 October 2024

	Adopted Budget	Year to Date				Previous YTD Actual
	2024/25 $	Adopted Budget $	Interim Actual $	Variance $	Variance %	31-Oct-23 $
Revenue						
Member User Charges						
User Charges - City of Perth	2,700,714	837,112	828,154	(8,958)	(1%)	647,956
User Charges - City of Wanneroo	10,065,000	3,515,768	3,538,829	23,060	1%	2,679,042
User Charges - City of Joondalup	6,148,800	2,052,803	2,062,673	9,870	0%	1,629,893
User Charges - City of Stirling	10,461,195	3,133,735	3,041,430	(92,305)	(3%)	2,803,692
User Charges - Town of Cambridge	786,900	234,142	230,660	(3,483)	(1%)	291,771
User Charges - City of Vincent	1,006,500	344,841	349,841	5,000	1%	291,111
User Charges - Town of Victoria Park	1,943,460	694,461	699,676	5,215	1%	547,611
Total Member User Charges	**33,112,569**	**10,812,863**	**10,751,262**	**(61,601)**	(1%)	**8,891,077**
User Charges - Casual Tipping Fees	5,870,017	1,492,750	1,499,889	7,139	0%	1,508,970
Total User Charges	**38,982,586**	**12,305,613**	**12,251,151**	**(54,462)**	(0%)	**10,400,046**
Other Fees and Charges						
Mattresses Charges	1,000,000	323,333	299,107	(24,226)	(7%)	-
Gas Power Generation Sales	800,000	222,500	-	(222,500)	(100%)	40,599
Total Other Fees and Charges	**1,800,000**	**545,833**	**299,107**	**(246,726)**	(45%)	**40,599**
Total Fees and Charges	**40,782,586**	**12,851,447**	**12,550,258**	**(301,188)**	(2%)	**10,440,646**
Interest Earnings	2,984,150	1,194,717	1,336,761	142,044	12%	879,041
Grants, Subsidies and Contributions						
Reimb. of Admin/Governance Expenses	4,364,356	1,454,785	1,454,785	-	0%	1,552,173
Other Revenue						
Other Revenue	281,556	69,703	76,546	6,843	10%	85,597
Total Other Revenue	**7,630,062**	**2,719,205**	**2,868,092**	**148,887**	**5%**	**2,516,811**
Total Revenue	**48,412,648**	**15,570,651**	**15,418,350**	**(152,301)**	**(1%)**	**12,957,456**
EXPENSES						
Employee Costs	(6,779,990)	(2,125,601)	(1,788,014)	337,587	(16%)	(1,630,174)
Materials and Contracts	(28,294,000)	(7,374,553)	(6,490,866)	883,687	(12%)	(5,469,163)
Utilities	(818,250)	(261,396)	(199,169)	62,227	(24%)	(193,507)
Depreciation	(7,062,320)	(2,354,107)	(2,239,672)	114,435	(5%)	(2,077,752)
Amortisation	(2,119,200)	(706,401)	(706,401)	-	0%	(706,401)
Finance Costs	(1,040,175)	(346,725)	(341,841)	4,884	(1%)	(367,145)
Insurances	(665,100)	(170,867)	(124,002)	46,865	(27%)	(119,845)
Other Expenses	(371,090)	(108,695)	(61,231)	47,463	(44%)	(28,682)
Total Expenses	**(47,150,125)**	**(13,448,343)**	**(11,951,195)**	**1,497,147**	**(11%)**	**(10,592,668)**
Capital Grants, Subsidies and Contributions						
Capital Grants and Subsidies	-	-	-	-	-	-
	-	**-**	**-**	**-**		**-**
Profit/(loss) from ordinary activities						
Profit on Sale of Assets	527,550	122,924	-	(122,924)	(100%)	1
Loss on Sale of Assets	(17,070)	-	-	-	-	-
	510,480	**122,924**	**-**	**(122,924)**	(100%)	1
Net result for the period	**1,773,003**	**2,245,232**	**3,467,155**	**1,221,922**	**54%**	**2,364,789**
Other Comprehensive income for the period						
Changes in asset revaluation	-	-	-	-	-	-
TOTAL COMPREHENSIVE INCOME	**1,773,003**	**2,245,232**	**3,467,155**	**1,221,922**	**54%**	**2,364,789**

2.2 Interim Statement of Comprehensive Income by Program
For the period ended 31 October 2024

	Adopted Budget	Year to Date				Previous YTD Actual
	2024/25 $	Adopted Budget $	Interim Actual $	Variance $	Variance %	31-Oct-23 $
Revenue						
Member User Charges						
User Charges - City of Perth	2,700,714	837,112	828,154	(8,958)	(1%)	647,956
User Charges - City of Wanneroo	10,065,000	3,515,768	3,538,829	23,060	1%	2,679,042
User Charges - City of Joondalup	6,148,800	2,052,803	2,062,673	9,870	0%	1,629,893
User Charges - City of Stirling	10,461,195	3,133,735	3,041,430	(92,305)	(3%)	2,803,692
User Charges - Town of Cambridge	786,900	234,142	230,660	(3,483)	(1%)	291,771
User Charges - City of Vincent	1,006,500	344,841	349,841	5,000	1%	291,111
User Charges - Town of Victoria Park	1,943,460	694,461	699,676	5,215	1%	547,611
Total Member User Charges	**33,112,569**	**10,812,863**	**10,751,262**	**(61,601)**	(1%)	**8,891,077**
User Charges - Casual Tipping Fees	5,870,017	1,492,750	1,499,889	7,139	0%	1,508,970
Total User Charges	**38,982,586**	**12,305,613**	**12,251,151**	**(54,462)**	(0%)	**10,400,046**
Other Fees and Charges						
Mattresses Charges	1,000,000	323,333	299,107	(24,226)	(7%)	-
Gas Power Generation Sales	800,000	222,500	-	(222,500)	(100%)	40,599
Total Other Fees and Charges	**1,800,000**	**545,833**	**299,107**	**(246,726)**	(45%)	**40,599**
Total Fees and Charges	**40,782,586**	**12,851,447**	**12,550,258**	**(301,188)**	(2%)	**10,440,646**
Interest Earnings	2,984,150	1,194,717	1,336,761	142,044	12%	879,041
Grants, Subsidies and Contributions						
Reimb. of Admin/Governance Expenses	4,364,356	1,454,785	1,454,785	-	0%	1,552,173
Other Revenue						
Other Revenue	281,556	69,703	76,546	6,843	10%	85,597
Total Other Revenue	**7,630,062**	**2,719,205**	**2,868,092**	**148,887**	**5%**	**2,516,811**
Total Revenue	**48,412,648**	**15,570,651**	**15,418,350**	**(152,301)**	**(1%)**	**12,957,456**
EXPENSES						
Employee Costs	(6,779,990)	(2,125,601)	(1,788,014)	337,587	(16%)	(1,630,174)
Materials and Contracts	(28,294,000)	(7,374,553)	(6,490,866)	883,687	(12%)	(5,469,163)
Utilities	(818,250)	(261,396)	(199,169)	62,227	(24%)	(193,507)
Depreciation	(7,062,320)	(2,354,107)	(2,239,672)	114,435	(5%)	(2,077,752)
Amortisation	(2,119,200)	(706,401)	(706,401)	-	0%	(706,401)
Finance Costs	(1,040,175)	(346,725)	(341,841)	4,884	(1%)	(367,145)
Insurances	(665,100)	(170,867)	(124,002)	46,865	(27%)	(119,845)
Other Expenses	(371,090)	(108,695)	(61,231)	47,463	(44%)	(28,682)
Total Expenses	**(47,150,125)**	**(13,448,343)**	**(11,951,195)**	**1,497,147**	**(11%)**	**(10,592,668)**
Capital Grants, Subsidies and Contributions						
Capital Grants and Subsidies	-	-	-	-	-	-
	-	**-**	**-**	**-**		**-**
Profit/(loss) from ordinary activities						
Profit on Sale of Assets	527,550	122,924	-	(122,924)	(100%)	1
Loss on Sale of Assets	(17,070)	-	-	-	-	-
	510,480	**122,924**	**-**	**(122,924)**	(100%)	1
Net result for the period	**1,773,003**	**2,245,232**	**3,467,155**	**1,221,922**	**54%**	**2,364,789**
Other Comprehensive income for the period						
Changes in asset revaluation	-	-	-	-	-	-
TOTAL COMPREHENSIVE INCOME	**1,773,003**	**2,245,232**	**3,467,155**	**1,221,922**	**54%**	**2,364,789**

2.3 Interim Statement of Financial Position As at 31 October 2024

	Interim Actual 31 October 2024	Interim Actual as at 30 June 2024
CURRENT ASSETS		
Cash and cash equivalents	19,306,828	21,681,423
Other Financial Assets	58,225,057	54,604,800
Debtors and other receivables	3,100,454	2,304,693
Inventories	16,746	12,330
Other Current Assets	1,444,640	823,442
TOTAL CURRENT ASSETS	**82,093,725**	**79,426,688**
NON-CURRENT ASSETS		
Property, plant and equipment	33,880,562	34,469,175
Right of Use Asset	5,395,956	5,650,725
Infrastructure	49,130,580	50,402,365
Excavation and Rehabilitation Asset	13,198,038	12,596,186
TOTAL NON-CURRENT ASSETS	**101,605,137**	**103,118,451**
TOTAL ASSETS	**183,698,862**	**182,545,139**
CURRENT LIABILITIES		
Trade and other payables	2,159,684	4,523,947
Provisions	826,260	821,752
Rehabilitation provision	10,544,209	10,544,209
Right of Use Asset - Leases	453,661	680,492
TOTAL CURRENT LIABILITIES	**13,983,814**	**16,570,400**
NON CURRENT LIABILITIES		
Provisions	115,857	88,800
Rehabilitation provision	19,750,874	19,504,778
Right of Use Asset - Leases	5,702,532	5,702,532
TOTAL NON CURRENT LIABILITIES	**25,569,263**	**25,296,111**
TOTAL LIABILITIES	**39,553,077**	**41,866,511**
NET ASSETS	**144,145,785**	**140,678,629**
EQUITY		
Retained Losses	(27,855,981)	(29,128,649)
Reserves Accounts	27,599,265	25,404,777
Revaluation Surplus	55,316,775	55,316,775
Council Contribution	89,085,726	89,085,726
TOTAL EQUITY	**144,145,785**	**140,678,629**

2.4 Interim Statement of Cash Flow
For the period ended 31 October 2024

	Adopted Budget 2024/2025	Interim Actual YTD 31-Oct-24	Interim Actual 30-Jun-24
	$		$
Cash flows from operating activities			
Receipts			
Contributions, re-imbursements and donations	4,364,356	1,454,785	4,656,518
Gas generation services	800,000	-	615,414
Fees and charges	41,317,586	11,693,406	31,709,699
Interest earnings	2,984,150	1,099,091	3,133,051
Other revenue	281,556	76,546	339,899
GST Received	-	935,230	3,061,094
	49,747,648	**15,259,058**	**43,515,675**
Payments			
Employee costs	(6,217,432)	(1,810,928)	(5,761,474)
Materials and contracts	(27,783,520)	(9,247,496)	(16,664,242)
Utilities	(818,250)	(199,169)	(591,004)
Insurance	(665,100)	(124,002)	(355,736)
Finance Costs	-	(95,745)	(324,573)
Other Expenditure	(371,090)	(61,231)	(204,320)
GST Paid	-	(815,236)	(3,106,273)
	(35,855,392)	**(12,353,807)**	**(27,007,622)**
Net cash provided by/(used in) operating activities	**13,892,256**	**2,905,252**	**16,508,053**
Cash flows from investing activities			
Grants and subsidaries	-	-	38,000
Payments for purchases of property, plant and equipment and infrastructure	(15,705,396)	(1,432,758)	(1,684,830)
Investments term deposits	(4,354,150)	(3,620,258)	(14,108,890)
Proceeds from Sale of assets	1,370,000	-	1,293,291
Net cash used in investing activities	**(18,689,546)**	**(5,053,016)**	**(14,462,429)**
Cash flows from financing activities			
Lease payments	(559,266)	(226,831)	(626,342)
Net cash (used in)/from financing activities	**(559,266)**	**(226,831)**	**(626,342)**
Net increase/(decrease) in cash and cash equivalents	**(5,356,556)**	**(2,374,595)**	**1,419,282**
Cash and cash equivalents 30 June 2024	25,503,246	21,681,423	20,262,141
Cash and cash equivalents 31 October 2024	**20,146,690**	**19,306,828**	**21,681,423**

2.5 Interim Statement of Financial Activity

For the period ended 31 October 2024

	Adopted Budget 2024/25	Adopted Budget YTD 31-Oct-24	Interim Actual YTD 31-Oct-24	Variance	Variance
	$	$	$	$	%
Revenue from operating activities					
Contributions and reimbursements	4,364,356	1,454,785	1,454,785	-	0%
Fees and charges	40,782,586	12,790,447	12,550,258	(240,188)	(2%)
Interest revenue	2,984,150	1,194,717	1,336,761	142,044	12%
Other revenue	281,556	39,703	76,546	36,843	93%
Profit on asset disposals	527,550	122,924	-	(122,924)	
	48,940,198	**15,602,575**	**15,418,350**	**(184,225)**	**(1%)**
Expenditure from operating activities					
Employee costs	(6,779,990)	(2,125,601)	(1,788,014)	337,587	(16%)
Materials and contracts	(28,294,000)	(7,374,553)	(6,490,866)	883,687	(12%)
Utility charges	(818,250)	(261,396)	(199,169)	62,227	(24%)
Depreciation & amortisation	(9,181,520)	(3,060,507)	(2,946,072)	114,434	(4%)
Finance costs	(1,040,175)	(346,725)	(341,841)	4,884	(1%)
Insurance	(665,100)	(170,867)	(124,002)	46,865	(27%)
Other expenditure	(371,090)	(108,695)	(61,231)	47,463	(44%)
Loss on asset disposals	(17,070)	-	-	-	
	(47,167,195)	**(13,448,342)**	**(11,951,195)**	**1,497,147**	**(11%)**
Add/less: Non-cash items					
Profit on asset disposals	(527,550)	(122,924)	-	122,924	(100%)
Loss on disposal of assets	17,070	-	-	-	
Depreciation & amortisation	9,181,520	3,060,507	2,946,072	(114,434)	(4%)
Employee benefit provisions	678,558	226,186	31,566	(194,620)	(86%)
Rehabilitation - unwinding of interest	738,287	246,096	246,096	-	0%
Other Provisions	696,004	174,001	-	(174,001)	(100%)
	10,783,888	**3,583,865**	**3,223,734**	**(360,131)**	**(10%)**
Amount attributable to operating activities	**12,556,891**	**5,738,099**	**6,690,889**	**952,790**	**17%**
Inflows from investing activities					
Proceeds from disposal of assets	1,370,000	-	-	-	
	1,370,000	**-**	**-**	**-**	
Outflows from investing activities					
Purchase of plant and equipment	(3,753,366)	(1,251,122)	(69,740)	1,181,382	(94%)
Purchase of land and buildings	(280,000)	(93,333)	(1,550)	91,783	(98%)
Purchase of computer equipment	(217,000)	(72,333)	(11,160)	61,173	(85%)
Purchase and construction of infrastructure	(11,455,030)	(3,818,343)	(1,350,308)	2,468,035	(65%)
	(15,705,396)	**(5,235,132)**	**(1,432,758)**	**3,802,374**	**(73%)**
Amount attributable to investing activities	**(14,335,396)**	**(5,235,132)**	**(1,432,758)**	**3,802,374**	**(73%)**
Inflows from financing activity					
Transfers from reserve accounts	7,808,366	2,602,789	100,604	(2,502,185)	(96%)
	7,808,366	**2,602,789**	**100,604**	**(2,502,185)**	**(96%)**
Outflows from financing activities					
Payments for principal portion of lease liabilities	(665,840)	(217,063)	(226,831)	(9,768)	5%
Transfers to reserve accounts	(8,054,124)	(2,228,041)	(2,295,091)	(67,050)	3%
	(8,719,964)	**(2,445,104)**	**(2,521,922)**	**(76,818)**	**3%**
Amount attributable to financing activities	**(911,598)**	**157,684**	**(2,421,318)**	**(2,421,318)**	**(1536%)**
Operating Net Current Assets at the start of the financial year	**49,252,469**	**49,252,469**	**49,497,963**	**245,494**	**0%**
Amount attributable to operating activities	12,556,891	5,738,099	6,690,889	952,790	17%
Amount attributable to investing activities	(14,335,396)	(5,235,132)	(1,432,758)	3,802,374	(73%)
Amount attributable to financing activities	(911,598)	157,684	(2,421,318)	(2,579,003)	(1636%)
Closing Net Current Assets	**46,562,366**	**49,913,120**	**52,334,776**	**2,421,656**	**5%**

2.5 Interim Net Current Assets
For the period ended 31 October 2024

	Actual As at 31 Oct 2024	Actual 30 June 2024
CURRENT ASSETS		
Cash and cash equivalents	19,306,828	21,681,423
Other Financial Assets	58,225,057	54,604,800
Debtors and other receivables	3,100,454	2,304,693
Inventories	16,746	12,330
Other Current Assets	1,444,640	823,442
TOTAL CURRENT ASSETS	**82,093,725**	**79,426,688**
CURRENT LIABILITIES		
Trade and other payables	2,159,684	4,523,947
Provisions	11,370,469	11,365,961
Right of Use Asset - Leases	453,661	680,492
TOTAL CURRENT LIABILITIES	**13,983,814**	**16,570,400**
NET CURRENT ASSETS	**68,109,911**	**62,856,288**
Add Back Restricted Liabilities		
Employee Related Provisions	11,370,469	11,365,961
Right of Use - Liabilities	453,661	680,492
Adjusted Net Current Assets	**79,934,041**	**74,902,741**
Less: Net current financial assets that back reserves		
Reserve Accounts	(27,599,265)	(25,404,777)
	52,334,776	**49,497,964**

2.6 Statement of Reserves
For the period ended 31 October 2024

Description	Interim Actual YTD 31 Oct 24
Site Rehabilitation	
Opening balance	18,679,243
Interest income	274,905
Transfer to reserves	246,096
Transfer from reserves	-
Closing Balance	**19,200,243**
Capital Expenditure	
Opening balance	6,209,785
Interest income	99,850
Transfer to reserves	1,666,668
Transfer from reserves	(100,604)
Closing Balance	**7,875,699**
Carbon Abatement	
Opening balance	515,749
Interest income	7,573
Transfer to reserves	-
Transfer from reserves	-
Closing Balance	**523,322**
RESERVES SUMMARY	
Opening Balance	25,404,777
Interest income	382,328
Transfer to reserves	1,912,764
Transfer from reserves	(100,604)
Closing Balance	**27,599,265**

2.7 Interim Statement of Investing Activity
For the period ended 31 October 2024

Adopted Budget 2024/25	Adopted Budget 2024/25	Actual As at 31 October 2024	Actual vs Adopted Budget Variance	Actual vs Adopted Budget Variance
	$	$	%	
LANDFILL INFRASTRUCTURE				
Installation of Piggy Back Liner	3,631,235	60,497	3,570,738	1.7%
Stage2 - Phase2 capping work	5,395,426	1,236,370	4,159,056	22.9%
Leachate Processing Infrastructure	1,683,369	11,386	1,671,983	0.7%
	10,710,030	**1,308,253**	**9,401,777**	**12.22%**
INFRASTRUCTURE TAMALA PARK				
Transfer station extension (from alternative wt options)	65,000	-	65,000	0.0%
Recycling Asphalt Hardstand extension works	35,000	-	35,000	0.0%
Footpath at Administration building	10,000	-	10,000	0.0%
Leachate Extraction Well Stage2 Phase 2	150,000	9,250	140,750	6.2%
Waste Water Treatement Replacement (Washdown Bay)	65,000	-	65,000	0.0%
Leachate Holding Tanks and Pump Station	190,000	3,717	186,283	2.0%
Infrastructure Design Planning	200,000	-	200,000	0.0%
Transfer Station Fixed Lighting Towers	30,000	-	30,000	0.0%
4x new Monitoring Bores Install - Marmion Ave	55,000	-	55,000	0.0%
Facility Signage Upgrade	14,000	10,453	3,547	74.7%
Transfer Station Line Marking	18,000	18,635	- 635	103.5%
	832,000	**42,055**	**789,945**	**5.05%**
BUILDING				
Admin building renewal	105,000	1,550	103,450	1.5%
Recycling Centre Roof Extension Works	15,000	-	15,000	0.0%
Master Distribution Board Upgrade	150,000	-	150,000	0.0%
Workshop Crib Room Kitchen refurbishment	10,000	-	10,000	0.0%
	280,000	**1,550**	**278,450**	**0.55%**
COMPUTING EQUIPMENT				
CCTV install for Tip Face, Quarry and Transfer	10,000	-	10,000	0.0%
Weighbridge Software Upgrade	150,000	-	150,000	0.0%
DCS Replacements	30,000	-	30,000	0.0%
Replacement of IT equipments	27,000	11,160	15,840	41.3%
Wifi Access Point Replacements	27,866	-	27,866	0.0%
	244,866	**11,160**	**233,706**	**4.56%**
EQUIPMENT				
High Flow Leachate/ Water Transfer Pump (Diesel)	60,000	-	60,000	0.0%
2 way radios	6,500	-	6,500	0.0%
Odour monitoring units / control	80,000	69,740	10,260	87.2%
	146,500	**69,740**	**76,760**	**47.60%**
PLANT AND VEHICLES				
TAKEUCHI Skid Steer Loader TL10V2 2022 - PL151	245,000	-	245,000	0.0%
Skid Steer Bucket Replacements x 3	60,000	-	60,000	0.0%
CAT 2.5L Forklift - Plant117	85,000	-	85,000	0.0%
Komatsu Excavator 2018-C22211 - Plant131	385,000	-	385,000	0.0%
Compactor or Alternative waste compaction treatment	1,500,000	-	1,500,000	0.0%
Hino Bin Truck 1EAS815 - Plant83	390,000	-	390,000	0.0%
New Slow Speed Shredder/Crusher	800,000	-	800,000	0.0%
New Double Axle trailer	15,000	-	15,000	0.0%
Replacement of Skid Steer Loader	12,000	-	12,000	0.0%
	3,492,000	**-**	**3,492,000**	**0.0%**
TOTAL CAPITAL EXPENDITURE	**15,705,396**	**1,432,758**	**14,272,638**	**9.1%**

3.0 Cash & Cash Equivalents and Schedule of Investments
As at 31 October 2024

Institutions with Standard & Poors Rating AA- or better

Institution	S&P Rating	Achieved
CBA	AA-	✔
NAB	AA-	✔
ANZ	AA-	✔
Westpac	AA-	✔

Where Tenor > 90 Days, maximum 50% held in one institution

Investments > 90 days tenor	94%

Institution	Amount Held $m	% of Total Funds	Maximum	Achieved
CBA	$ 13.32	23%	50%	✔
NAB	$ 17.22	30%	50%	✔
ANZ	$ 4.30	7%	50%	✔
Westpac	$ 23.00	40%	50%	✔
<90 Days	$ 0.20			
	$ 58.05			

Where possible give preference to institutions that do not finance the fossil fuel industry and consider ethical, social and environmental aspects.

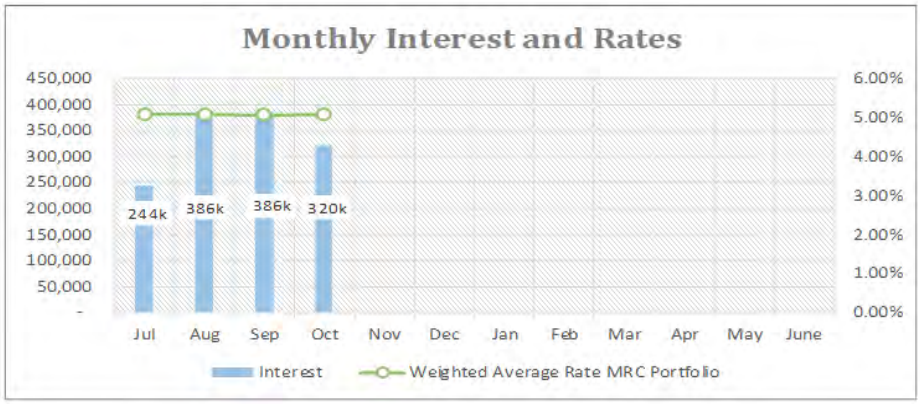

As the 31st October 2024, the MRC's interest earnings are $142k above the adopted budget. The Reserve Bank of Australia has kept its cash rate unchanged at 4.35%, which has matched market estimates. The MRC's weighted average interest rate on fixed term deposit investments is 5.08%.

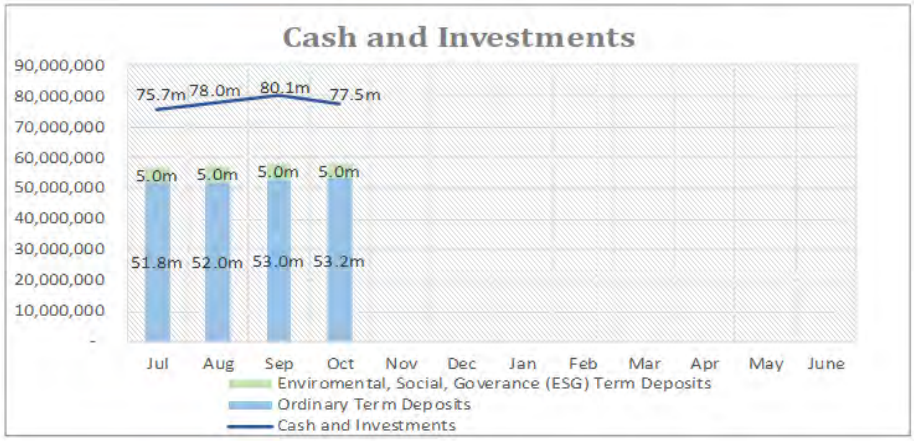

At the 31st October 2024, the MRC's total cash and investments amounted to $77.5 million. $58.2 million was invested in term deposits and $13.1million is invested in a CBA saver account with the balance being held in the everyday accounts. 5% (i.e. 1 term deposit with a value $5m) of the overall term deposits have environmental, social, and governance (ESG) ratings. For additional information please refer to page 15.

3.0 Cash & Cash Equivalents and Schedule of Investments
As at 31 October 2024 (Continued)

SCHEDULE OF INVESTMENTS

Bank	Investment Date	Tenor (Days)	Investment Amt $	Interest Rate %	Maturity Date	Gross Interest $	Maturity Amt $
ORDINARY TERM DEPOSITS							
NAB GMI-DEAL-10899596	21/05/2024	181	2,167,406	5.10%	18/11/2024	54,815	2,222,220.3
NAB 93-921-9929	23/08/2024	90	203,977	5.00%	21/11/2024	2,515	206,492.0
Wpac TD 032-108 005408	29/05/2024	184	3,200,000	5.14%	29/11/2024	82,916	3,282,916.0
ANZ 9797-07193	1/08/2024	133	2,161,684	4.94%	12/12/2024	38,912	2,200,596.0
NAB GMI-DEAL-10893903	15/07/2024	184	2,165,308	5.30%	15/01/2025	57,852	2,223,160.7
NAB 41-562-4966	9/09/2024	150	3,113,997	5.00%	6/02/2025	63,986	3,177,982.8
CBA 37309509 (trans 234)	18/09/2024	152	3,000,000	4.80%	17/02/2025	59,967	3,059,967.1
NAB 21-233-4933	23/08/2024	180	2,186,924	5.00%	19/02/2025	53,924	2,240,848.3
Wpac TD 032-108 988977	21/05/2024	275	4,300,000	5.21%	20/02/2025	168,790	4,468,789.7
ANZ 9796-92171	13/06/2024	273	2,137,282	5.00%	13/03/2025	79,928	2,217,210.1
NAB GMI-DEAL-10894013	14/10/2024	182	2,197,972	5.05%	14/04/2025	55,347	2,253,319.0
CBA CDA 37309509 (trans 237)	15/10/2024	182	5,309,368	4.84%	15/04/2025	128,135	5,437,502.9
CBA 37309509 (trans 231)	19/07/2024	273	5,139,818	4.97%	18/04/2025	191,062	5,330,879.8
Wpac TD 032-108 962507	1/05/2024	365	5,500,000	5.35%	1/05/2025	294,250	5,794,250.0
NAB GMI-DEAL-10902291	11/06/2024	365	3,238,861	5.25%	11/06/2025	170,040	3,408,900.9
NAB 36-705-5358	16/09/2024	270	2,202,460	5.00%	13/06/2025	81,461	2,283,921.3
Wpac 032-108 521306	23/08/2024	122	5,000,000	5.14%	23/12/2024	85,901	5,085,901
Total Ordinary Term Deposits			**53,225,058**			**1,669,801**	**54,894,858**
Wpac Green TD 11635312)	11/06/2024	365	5,000,000	5.10%	11/06/2025	255,000	5,255,000
Total ESG Term Deposits			**5,000,000**			**255,000**	**5,255,000**
Total Term Deposits			**58,225,058**	**5.08%**		**1,924,801**	**60,149,858**

Cash & Cash Equivalents as of 31st October 2024

CBA Saver	13,063,166
NAB Balance	1,189
CBA Business	6,238,811
ANZ Balance	162
Petty Cash	2,000
Floats	1,500
Total Cash & Cash Equivalents	**19,306,828**
Total	**77,531,885**

Principal		
Ordinary Term Deposits		
NAB	30.0%	17,476,905
CBA	23.1%	13,449,186
ANZ	7.4%	4,298,966
Wpac	30.9%	18,000,000
		53,225,058
ESG Term Deposits		
Wpac Green	8.6%	5,000,000
Invested	**100%**	**58,225,058**
Principal plus interest		
Ordinary Term Deposits		
NAB	30.0%	18,016,845
CBA	23.0%	13,828,350
ANZ	7.3%	4,417,806
Wpac	31.0%	18,631,857
		54,894,858
ESG Term Deposits		
Wpac Green	8.7%	5,255,000
Total	**100%**	**60,149,858**

4.0 Tonnage Report for the period ended 31 October 2024

Tonnage Summary OCT-24

Monthly Summary

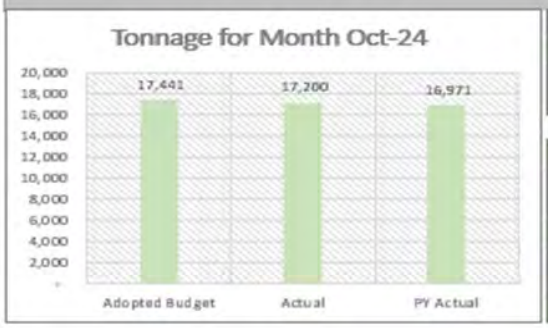

	Budget	Actual	Variance	Prior Year
Processable	15,517	14,956	(561)	13,924
Non Processable	568	352	(217)	1,041
Members	16,085	15,307	(778)	14,966
Casuals	1,356	1,893	537	2,006
Total	17,441	17,200	(240)	16,971

Year to Date Summary

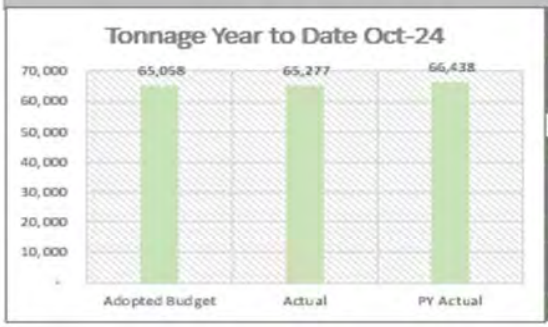

	Budget	Actual	Variance	Prior Year
Processable	56,259	56,183	(76)	54,274
Non Processable	2,828	2,534	(294)	4,765
Members	59,087	58,717	(370)	59,039
Casuals	5,971	6,560	589	7,399
Total	65,058	65,277	220	66,438

Member Summary

Year to Date

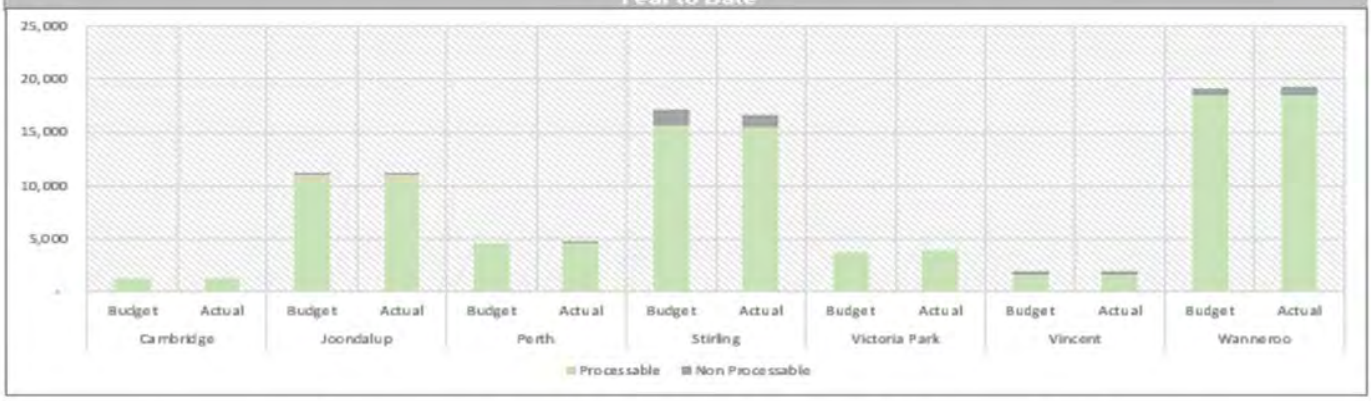

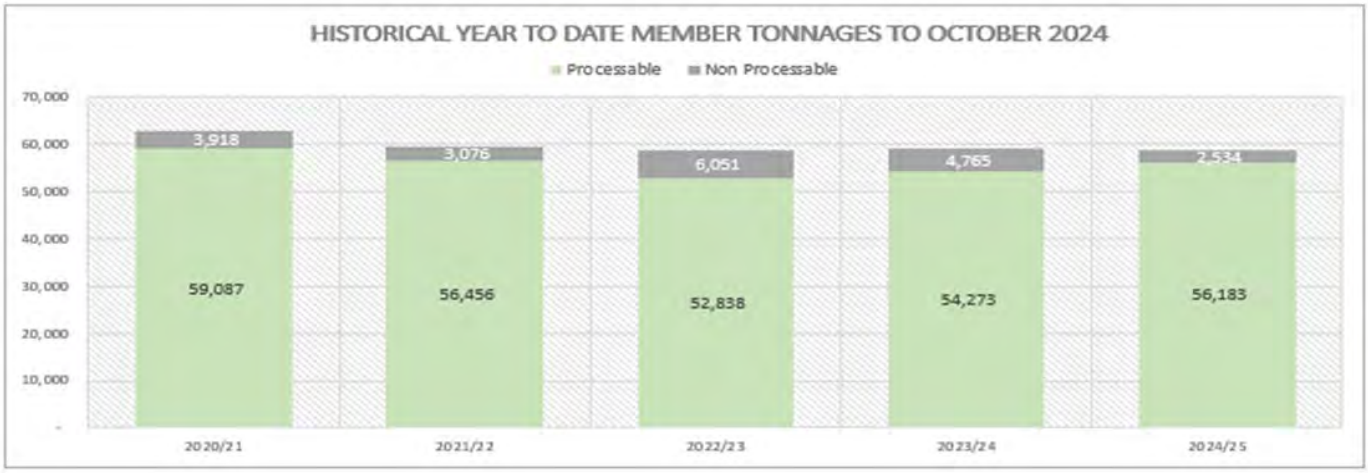

9.2	LIST OF ACCOUNTS PAID – FOR THE PERIOD ENDED 30 September 2024 & 31 October 2024
Reference:	**GF-23-000000019**
Attachment(s):	**Attachment No. 2**
Date:	**13 November 2024**
Responsible Officer:	**Executive Manager Corporate Services**

SUMMARY
The purpose of this report is to provide details of payments made during the periods identified above. This is in line with the requirement under the delegated authority to the Chief Executive Officer (CEO), that a list of payments made from the Municipal Fund since the last Ordinary Council meeting be presented to Council.

DETAILS
In accordance with section 13(1) of the *Local Government Financial Management Regulations 1996*, Council has delegated to the Chief Executive Officer (CEO) the exercise of its power to make payments from its Municipal and Trust Funds. A list of accounts paid by the CEO is to be prepared each month (Fin Reg 13(2)) and be presented to the next Ordinary Council Meeting following such payments (Fin Reg 13(3)). The lists of accounts paid for the months ended 30 September 2024 and 31 October 2024 is attached at Appendix 2 to this Item.

A new regulation 13A has been added to the *Local Government Financial Management Regulations 1996* to increase transparency and accountability in local government through greater oversight of incidental spending. Regulation covers purchasing cards such as Bunnings and Fuel cards issued by local government to their employees. Under the new regulation, a transaction listing is included for the MRC's fuel cards and Bunnings Power Pass cards.

Month Ended	Account	Vouchers	Amount
30 September 2024	General Municipal	Cheques	**$-**
		EFT	**$1,526,963.13**
		Direct Payment	**$3,415,369.93**
		Inter account transfers	**-**
		Total	**$4,942,333.06**
31 October 2024	General Municipal	Cheques	**$1,959.20**
		EFT	**$5,609,470.39**
		Direct Payment	**$2,502,243.91**
		Inter account transfers	**-**
		Total	**$8,113,673.50**

STATUTORY IMPLICATIONS
Regulation 13 of the *Local Government (Financial Management) Regulations 1996*

FINANCIAL IMPLICATIONS
Nil

VOTING REQUIREMENT
Simple Majority

RESPONSIBLE OFFICER RECOMMENDATION

That Council:

Note the list of accounts paid under delegated authority to the Chief Executive Officer for the months ended 30 September 2024 and 31 October 2024, in accordance with regulation 13(1) of the Local Government (Financial Management) Regulation 1996.

Moved Cr Vernon, seconded Cr Hatton
RESOLVED
That the recommendation be adopted

CARRIED UNANIMOUSLY 12/0
For: Crs Castle, Creado, Ferrante, Fishwick, Gobbert, Hatton, Mack, May, Miles, Proud, Vernon and Wright
Against: Nil

Attachment

List of Accounts Paid – September and October 2024

Schedule of Payments for September 2024
Council Meeting - 28 November 2024

Date	Document No.	Vendor Name	Description	Amount
				$ -
		Total CBA cheques		**$ -**

Date	Document No.	Vendor Name	Description	Amount
6/09/2024	DP-02458	Australian Taxation Office	PAYG Payment	$ 40,612.00
6/09/2024	DP-02459	Easi Salary Pty Ltd	Staff Salary Sacrifice	$ 3,620.01
20/09/2024	DP-02460	Australian Taxation Office	PAYG Payment	$ 40,578.00
20/09/2024	DP-02461	Easi Salary Pty Ltd	Staff Salary Sacrifice	$ 3,620.01
19/09/2024	DP-02462	Perth Ceiling Repairs	Repairs to Ceiling at RRF	$ 1,100.00
20/09/2024	DP-02463	SuperChoice	Staff Superannuation	$ 70,233.69
24/09/2024	DP-02464	Australian Taxation Office	BAS Payment Aug 2024	$ 245,906.00
19/09/2024	DP-02465	Commonwealth Bank	CBA TD placement	$ 3,000,000.00
4/09/2024	DP-02466	ANZ Bank	Account Fee	$ 10.00
26/09/2024	DP-02467	MRC Credit Card	See the schedule attached (credit card payments)	$ 7,481.65
2/09/2024	DP-02468	Commonwealth Bank	Merchant fees	$ 184.60
2/09/2024	DP-02469	Commonwealth Bank	Merchant fees	$ 1,952.03
16/09/2024	DP-02470	Commonwealth Bank	Commbiz Fees	$ 53.14
16/09/2024	DP-02471	Commonwealth Bank	Acc Service Fees	$ 8.80
30/09/2024	DP-02472	NAB Bank	Bank Charges	$ 10.00
		Total Direct Payments & Fees		**$ 3,415,369.93**

Total Inter account Transfers

Date	Document No.	Vendor Name	Description	Amount
5/09/2024	EFT-02432	Advanced Liquid Waste	Septic tank maintenance-Recycling	$ 1,643.50
5/09/2024	EFT-02432	All 4 People Pty Ltd	Contract Labour w/e 10 Aug 24	$ 5,463.22
5/09/2024	EFT-02432	Aussie Natural Spring Water	Water Cooler Bottles	$ 43.00
5/09/2024	EFT-02432	Brooks Hire	Skidsteer Service and Repairs	$ 5,086.35
5/09/2024	EFT-02432	City of Joondalup	TP Lease - Sept 24	$ 14,784.73
5/09/2024	EFT-02432	Critical Fire Protection and Training Pty Ltd	Monthly Inspection of Fire System - Jul 24	$ 33.00
5/09/2024	EFT-02432	Fennell Tyres International Pty Ltd	Pl133 Repair and maintenance	$ 587.13
5/09/2024	EFT-02432	InfoTrust	Symantec Email Cloud Security - Annual License	$ 2,198.08
5/09/2024	EFT-02432	Landgate	Gross Rental Market Valuation TP	$ 3,300.00
5/09/2024	EFT-02432	MRP Pest Control	RRF Pest Control	$ 892.20
5/09/2024	EFT-02432	NAPA Parts	PL148 Towing Mirror & Hi-Vis Safety Flags	$ 605.29
5/09/2024	EFT-02432	Raubex Construction Pty Ltd	Capping Project Stage 2 West	$ 505,891.35
5/09/2024	EFT-02432	Seaview Ford Clarkson	PL141 Vehicle Service	$ 814.00
5/09/2024	EFT-02432	Stantons International	Probity Consultancy FOGO	$ 2,740.10
5/09/2024	EFT-02432	Town of Cambridge	TP Lease -Sept 24	$ 7,392.36
5/09/2024	EFT-02432	Trade West Industrial Supplies	Safety Uniform & Equipment	$ 2,268.37
5/09/2024	EFT-02432	Tyrecycle P/L	Tyre Recycling	$ 732.55
5/09/2024	EFT-02432	WesTrac Pty Ltd	1 x Bucket Grapple Pin	$ 104.97
6/09/2024	EFT-02433	Albert Jacob	Meeting Fees & ICT Allow 1 - 31 Aug 24	$ 1,244.17
6/09/2024	EFT-02433	Alexandra Castle	Meeting Fees & ICT Allow 1 - 31 Aug 24	$ 1,244.17
6/09/2024	EFT-02433	Andrea Creado	Meeting Fees & ICT Allow 1 - 31 Aug 24	$ 1,244.17
6/09/2024	EFT-02433	Chris Hatton	Meeting Fees & ICT Allow 1 - 31 Aug 24	$ 1,244.17
6/09/2024	EFT-02433	Christopher May	Meeting Fees & ICT Allow 1 - 31 Aug 24	$ 1,244.17
6/09/2024	EFT-02433	Gary Mack	Meeting Fees & ICT Allow 1 - 31 Aug 24	$ 1,244.17
6/09/2024	EFT-02433	Joe Ferrante	Meeting Fees & ICT Allow 1 - 31 Aug 24	$ 1,244.17
6/09/2024	EFT-02433	Jordan L Wright	Meeting Fees & ICT Allow 1 - 31 Aug 24	$ 1,244.17
6/09/2024	EFT-02433	Karen Vernon	Meeting Fees & ICT Allow 1 - 31 Aug 24	$ 1,696.46
6/09/2024	EFT-02433	Liam Gobbert	Meeting Fees & ICT Allow 1 - 31 Aug 24	$ 1,244.17
6/09/2024	EFT-02433	Paul Miles	Meeting Fees & ICT Allow 1 - 31 Aug 24	$ 1,244.17
6/09/2024	EFT-02433	Stephanie Proud	Meeting Fees & ICT Allow 1 - 31 Aug 24	$ 3,529.09
13/09/2024	EFT-02436	A & G Wines Plumbing	Transfer Station Fire Hose Reel Checks	$ 858.00
13/09/2024	EFT-02436	Alinta Energy	TP Gas Usage 04 Jun - 29 Aug 24	$ 113.25
13/09/2024	EFT-02436	All Fence U Rent P/L	Temporary Fence around Leachate Pond	$ 2,234.65
13/09/2024	EFT-02436	Australian Laboratory Services Pty Ltd	Leachate Sampling testing	$ 5,929.40
13/09/2024	EFT-02436	Banhams WA Pty Ltd	RRF Monthly Fire System Maintenance	$ 578.79
13/09/2024	EFT-02436	City of Perth	TP Lease - Sept 24	$ 7,392.36
13/09/2024	EFT-02436	City of Wanneroo	RRF Council Rates 24/25	$ 113,702.55
13/09/2024	EFT-02436	Envirocare Systems	Monthly Hygiene Services & Supplies	$ 997.04
13/09/2024	EFT-02436	Fennell Tyres International Pty Ltd	PL148 Tyre Repairs & Field Service	$ 338.73
13/09/2024	EFT-02436	Great Southern Fuel Supplies	Diesel Purchases	$ 89,736.68
13/09/2024	EFT-02436	Komatsu Australia	PL133 - 1000hr Service	$ 1,137.43
13/09/2024	EFT-02436	NAPA Parts	Grease Cartridges & H3 Globe	$ 221.85
13/09/2024	EFT-02436	North Star Security	Alarm Panel Batteries at RRF	$ 1,563.10
13/09/2024	EFT-02436	SafeWork Laboratories Pty Ltd	Drug and Alcohol Testing Aug 24	$ 852.06
13/09/2024	EFT-02436	S & L Engineering WA Pty Ltd	Air Compressor Service	$ 1,488.22
13/09/2024	EFT-02436	Spectur Ltd	Monthly Service Neerabup Portable CCTV	$ 3,630.00
13/09/2024	EFT-02436	Synergy	TP Electricity - 27 Jul 24 - 21 Aug 24	$ 8,993.70
13/09/2024	EFT-02436	Telstra	Services & Equipment Rental - Sept 24	$ 1,210.00
13/09/2024	EFT-02436	The Biox Environmental Partnership	Cannon Blades Replacement	$ 431.20
13/09/2024	EFT-02436	Toolmart	Alemlube Diesel Pump Kit	$ 590.00
13/09/2024	EFT-02436	Total Green Recycling Pty Ltd	E-Waste Recycling	$ 7,268.94
13/09/2024	EFT-02436	Tyrecycle P/L	Tyre Recycling	$ 1,146.97
13/09/2024	EFT-02436	Waterchem Australia P/L	10 x 20L Drum EcoSorb - Landfilling	$ 14,630.00
18/09/2024	EFT-02437	Megan Audrey Mather	PPE - Uniform	$ 354.55
20/09/2024	EFT-02438	Advanced Liquid Waste	Removal of overflowed Leachate	$ 1,320.00
20/09/2024	EFT-02438	All 4 People Pty Ltd	Contract Labour Aug & Sept 24	$ 22,929.68
20/09/2024	EFT-02438	Ampol Australia Petroleum Pty Ltd	Fuel Usage - Aug 24	$ 1,105.23
20/09/2024	EFT-02438	Aussie Natural Spring Water	Water Cooler Bottles	$ 43.00
20/09/2024	EFT-02438	Australian Institute of Management	WHS Representative Training Course	$ 4,962.00
20/09/2024	EFT-02438	Australian Services Union	Union Fees	$ 53.00
20/09/2024	EFT-02438	BOQ Finance (Aust) Limited	Monthly Printer Rental	$ 421.53
20/09/2024	EFT-02438	City of Wanneroo	TP Lease - Sept 24	$ 14,784.73
20/09/2024	EFT-02438	Critical Fire Protection and Training Pty Ltd	Monthly Inspection and repair of Fire System - Recycling	$ 2,769.25

Date	Document No.	Vendor Name	Description	Amount
20/09/2024	EFT-02438	Crossland & Hardy Pty Ltd	Survey Works - Tamala Park	$ 3,806.88
20/09/2024	EFT-02438	Crown Security (WA) Pty Ltd	CCTV Recorder Emergency Replacement	$ 3,493.77
20/09/2024	EFT-02438	DC Wired Electrical & Air Conditioning Pty Ltd t/a DC Wired E	Cannon Repairs and RRF Electrical Repairs	$ 9,707.50
20/09/2024	EFT-02438	Environmental & Air Quality Consulting Pty Ltd	Odour Consultant Services	$ 940.50
20/09/2024	EFT-02438	Ergolink	Supply of Office furnitures	$ 1,830.40
20/09/2024	EFT-02438	Fennell Tyres International Pty Ltd	PL148 Fleet Service & Tyre Repairs	$ 1,413.98
20/09/2024	EFT-02438	Flick Anticimex P/L	Pest Control	$ 351.97
20/09/2024	EFT-02438	IT Dynamics Australia	Office 365 Licensing	$ 10,317.21
20/09/2024	EFT-02438	Jedi Auto Worx	PL117, 135 & 136 Maintenance	$ 1,570.65
20/09/2024	EFT-02438	Natural Area Holdings Pty Ltd	Revegetation Plans & Monitor	$ 5,280.00
20/09/2024	EFT-02438	North Star Security	Alarm Monitoring RRF & TP	$ 1,287.00
20/09/2024	EFT-02438	Nutrien Water Joondalup (Total Eden P/L)	Easylok Elbow	$ 482.02
20/09/2024	EFT-02438	Pirtek (Malaga) Pty Ltd	PL135 Replaced Blown Hydraulic Hose	$ 2,496.31
20/09/2024	EFT-02438	SafeWork Laboratories Pty Ltd	Drug and Alcohol Fitness Testing - 23 Aug 24	$ 2,623.72
20/09/2024	EFT-02438	Services Australia	Employees' deductions for Child Support	$ 1,835.46
20/09/2024	EFT-02438	Trophy Specialists	Changes to Board Member Name	$ 44.00
20/09/2024	EFT-02438	United Equipment	Forklift Faulty Seatbelt	$ 209.43
20/09/2024	EFT-02438	Wren Oil	Weekly Collections of Waste Oil for Recycling	$ 748.00
26/09/2024	EFT-02439	Alkimos Autocare	Basic Wash & Interior Clean - MRC Vehicles	$ 965.00
30/09/2024	EFT-02441	A & G Wines Plumbing	Plumbing Repairs	$ 242.00
30/09/2024	EFT-02441	Airwell Group Pty Ltd	Maintenance of Airwell pump	$ 1,841.06
30/09/2024	EFT-02441	All 4 People Pty Ltd	Enviro Admin Recruitment Fee	$ 4,675.00
30/09/2024	EFT-02441	All Fence U Rent P/L	RRF Control Fence Hire	$ 363.00
30/09/2024	EFT-02441	Aptella Pty Ltd - (prev Position Partners)	Bomag Software Compaction Monitoring	$ 1,265.00
30/09/2024	EFT-02441	Blue Diamond Machinery Pty Ltd	Generator/Compressor Trailer Hire	$ 2,411.65
30/09/2024	EFT-02441	BOC Limited	Dissolved Acetylene	$ 12.93
30/09/2024	EFT-02441	Brooks Hire	CAT Skidsteer Hire and Supplies	$ 9,478.79
30/09/2024	EFT-02441	Bunnings	Hose End Sprinkler and PVC Elbows	$ 1,241.50
30/09/2024	EFT-02441	ChekRite Asia Pacific Pty Ltd	ChekRite Subscription	$ 1,107.70
30/09/2024	EFT-02441	City of Stirling	TP Lease - Sept 24	$ 29,569.46
30/09/2024	EFT-02441	Critical Fire Protection and Training Pty Ltd	Fire Safety Supplies	$ 236.50
30/09/2024	EFT-02441	Damian Wilson Design	Design and Artwork	$ 2,200.00
30/09/2024	EFT-02441	Data#3	IT Hardware Equipments	$ 2,187.42
30/09/2024	EFT-02441	David Gray & Co P/L	Green & Red Bins (x 4)	$ 1,432.20
30/09/2024	EFT-02441	DC Wired Electrical & Air Cond. Pty Ltd t/a DC Wired Elect.	Repairs to Damage Cable on Spray Cannon	$ 962.50
30/09/2024	EFT-02441	Dekk Rubber Tracks & Pads	PL134 - Heel Plate Plow Bolts	$ 207.90
30/09/2024	EFT-02441	Eyewise Optical	Employee Benefits	$ 720.50
30/09/2024	EFT-02441	Fennell Tyres International Pty Ltd	PL132 Fleet Service	$ 404.25
30/09/2024	EFT-02441	GHD Pty Ltd.	FOGO Consultancy Charges	$ 1,156.85
30/09/2024	EFT-02441	Herbert Smith Freehills	WtE Legal Fees	$ 24,005.36
30/09/2024	EFT-02441	Instant Products Group	Toilet hire, clean, restock	$ 259.03
30/09/2024	EFT-02441	Iron Mountain Australia Pty Ltd	Monthly Data Backup Service	$ 47.47
30/09/2024	EFT-02441	Kyocera Document Solutions	Monthly Photocopy Printing Expenses	$ 118.27
30/09/2024	EFT-02441	Mark Gregory t/a M Gregory Legal	Legal Fees	$ 2,985.40
30/09/2024	EFT-02441	McLeods	Legal Fees - Use of CCTV Devices	$ 668.80
30/09/2024	EFT-02441	Natural Area Holdings Pty Ltd	TEC Assessment - Reporting & GIS Analysis	$ 4,620.00
30/09/2024	EFT-02441	Nearmap Australia Pty Ltd	Near Maps Subscription 24/25	$ 9,240.00
30/09/2024	EFT-02441	North Star Security	Repairs to Damaged Drop Chain at Transfer	$ 976.80
30/09/2024	EFT-02441	Olivers Lawn & Landscaping Pty Ltd	Lawn Mowing Services	$ 225.00
30/09/2024	EFT-02441	Perth Workplace Safety Consultants Pty Ltd	Consultancy WHS Audit Recommendations	$ 2,860.00
30/09/2024	EFT-02441	Security Specialists Australia Pty Ltd	Monthly Cash Collection	$ 149.38
30/09/2024	EFT-02441	SLR Consulting Australia Pty Ltd	Ground Water Management & Landfill Gas Monitoring	$ 41,885.80
30/09/2024	EFT-02441	Soft Landing	CoS On Demand Monthly Mattress Collection	$ 29,246.90
30/09/2024	EFT-02441	Soft Landing	CoS Balcatta Mattresses Collection	$ 32,703.00
30/09/2024	EFT-02441	Soft Landing	CoJ Mattresses Collection	$ 25,789.76
30/09/2024	EFT-02441	Soft Landing	MRC Monthly Mattress Collection	$ 13,233.00
30/09/2024	EFT-02441	Specialized Cleaning Group Pty Ltd	Monthly Road Sweeping	$ 1,950.00
30/09/2024	EFT-02441	Super Choice Services Pty Ltd	Monthly Single Touch Payroll	$ 15.35
30/09/2024	EFT-02441	T & C Couriers	Monthly Courier Expenses	$ 32.41
30/09/2024	EFT-02441	Talis Consultants P/L	Landfill Consultancy Services	$ 42,928.47
30/09/2024	EFT-02441	Total Green Recycling Pty Ltd	E-Waste Recycling	$ 4,489.47
30/09/2024	EFT-02441	Tree Amigos Tree Surgeons	Property Boundary Vegetation Trimming	$ 1,900.80
30/09/2024	EFT-02441	Tyrecycle P/L	Tyre Recycling	$ 4,275.55
30/09/2024	EFT-02441	Tutt Bryant Equipment WA	PL135 Repaired Hydraulic Hose Leak	$ 613.25
30/09/2024	EFT-02441	Veolia Recycling & Recovery Pty Ltd	Confidential Paper Bin Rental Charge	$ 88.08
30/09/2024	EFT-02441	Volco Minerals Pty Ltd	Granular Zeolite	$ 30,057.50
30/09/2024	EFT-02441	Winc Australia P/L	Stationery & Cleaning Supplies	$ 735.45
30/09/2024	EFT-02441	Wren Oil	Disposal of Oil	$ 671.00
6/09/2024	93	Payroll	Staff Payroll	$ 125,528.37
20/09/2024	94	Payroll	Staff Payroll	$ 127,508.11
				$ 1,526,963.13

CBA Cheque No.	**$**	**-**
Electronic Payments:		
DP-02458 to DP-02472	**$**	**3,415,369.93**
Inter-Account Transfers	**$**	**-**
EFT-02432 to EFT-02441	**$**	**1,526,963.13**
Grand Total	**$**	**4,942,333.06**

CERTIFICATE OF CHIEF EXECUTIVE OFFICER

This schedule of accounts which was submitted to each member of Council on 28 November 2024 has been checked and is fully supported by vouchers and invoices which are submitted herewith and which have been duly certified as to the receipt of goods and the rendered services and as to prices, computations, costing and the amounts due for payment.

Schedule of Payments for September 2024
Council Meeting - 28 November 2024
CBA Credit Card

Date	Payment to	Description		Amount
11/09/2024	JB Hifi	Semi Permanent CCTV Camera	$	1,254.00
19/09/2024	Wired and Wireless	Man Down Duress Button	$	973.50
19/09/2024	City of Vincent	Parking for Meeting with Chair	$	4.05
	Total CBA Credit Card ending 7336		**$**	**2,231.55**
28/08/2024	ASIC	ASIC Report for new vendor application fee	$	20.00
28/08/2024	EPIC Catering	R U Ok Morning Tea	$	418.00
28/08/2024	Coles	Staff Amenities	$	151.00
29/08/2024	ASIC	ASIC Report for new vendor application fee	$	20.00
29/08/2024	ASIC	ASIC Report for new vendor application fee	$	20.00
29/08/2024	ASIC	ASIC Report for new vendor application fee	$	20.00
30/08/2024	AHRI	Annual membership	$	420.00
4/09/2024	NMI	Public Weighbridge License	$	2,435.00
4/09/2024	ASIC	ASIC Report for new vendor application fee	$	20.00
6/09/2024	EPIC Catering	Microsoft 365 Training 5 &13 Sept 24	$	286.00
6/09/2024	Coles	Staff Amenities	$	255.10
17/09/2024	ASIC	ASIC Report for new vendor application fee	$	20.00
21/09/2024	Harry Perkins	Employee Matching Policy 2024 MAVA Cancer 200 Ride	$	1,000.00
22/09/2024	Canva	Subscription yearly	$	165.00
	Total CBA Credit Card ending 7977		**$**	**5,250.10**
	Total CBA Credit Card Payments		**$**	**7,481.65**

Schedule of Payments for September 2024
Council Meeting - 28 November 2024
Ampol Purchasing card

Date	Document No.	Description	Amount
30/08/2024	EFT-2438	Fuel	$ 147.93
	Total Ampol Card for Rego 5213		**$ 147.93**
2/08/2024	EFT-2438	Fuel	$ 49.12
5/08/2024	EFT-2438	Fuel	$ 97.75
12/08/2024	EFT-2438	Fuel	$ 128.50
26/08/2024	EFT-2438	Fuel	$ 133.42
	Total Ampol Card for Rego 9808		**$ 408.79**
6/08/2024	EFT-2438	Fuel	$ 200.75
9/08/2024	EFT-2438	Fuel	$ 105.63
12/08/2024	EFT-2438	Fuel	$ 141.71
13/08/2024	EFT-2438	Fuel	$ 100.42
	Total Ampol Card for Rego 2010		**$ 548.51**
	Total Ampol Purchase Card Payments		**$ 1,105.23**

Schedule of Payments for September 2024
Council Meeting - 28 November 2024
Bunnings Power Pass

Date	Document No.	Description	Amount
30/09/2024	EFT-02441	Cable Ties, Liquid Sealant, Thread Seal	$126.67
30/09/2024	EFT-02441	Bolts & Nuts, Washers	$122.20
30/09/2024	EFT-02441	Hose End Sprinkler, PVC Elbows	$124.68
		Total for Card ending 31614	**$ 373.55**
30/09/2024	EFT-02441	85L Storage Containers, Chainsaw oil, Ratchet Tie Down	$570.38
30/09/2024	EFT-02441	Retic Hose, Paint, Paint Stripper, Poly Filler	$198.21
30/09/2024	EFT-02441	Face Shields, Lead Extension	$86.12
30/09/2024	EFT-02441	Lead Extensions	$13.24
		Total for Card ending 51400	**$ 867.95**
		Total Bunnings Power Pass Payments	**$ 1,241.50**

Schedule of Payments for October 2024
Council Meeting - 28 November 2024

Date	Document No.	Vendor Name	Description	Amount
1/10/2024	00895	-	Cancelled	$ -
1/10/2024	00896	Petty Cash	Petty Cash Float Increase	$ 500.00
28/10/2024	00897	Petty Cash	Petty Cash Reimbursement	$ 1,459.20
28/10/2024	00898	-	Cancelled	$ -
			Total CBA Cheques	**$ 1,959.20**

Date	Document No.	Vendor Name	Description	Amount
4/10/2024	DP-02473	Australian Taxation Office	PAYG Payment	$ 44,626.00
4/10/2024	DP-02474	Easi Salary Pty Ltd	Staff Salary Sacrifice	$ 3,620.01
4/10/2024	DP-02475	Coles	Birthday & Christmas Vouchers	$ 3,764.85
4/10/2024	DP-02476	ANZ Bank	Account Fee	$ 10.00
2/10/2024	DP-02477	Commonwealth Bank	Merchant Fees	$ 2,208.35
2/10/2024	DP-02478	Commonwealth Bank	Merchant Fees	$ 104.27
18/10/2024	DP-02479	Australian Taxation Office	PAYG Payment	$ 46,672.24
18/10/2024	DP-02480	Easi Salary Pty Ltd	Staff Salary Sacrifice	$ 3,620.01
31/10/2024	DP-02481	SuperChoice	Staff Superannuation	$ 71,492.69
21/10/2024	DP-02482	Australian Taxation Office	BAS Payment September 2024	$ 153,427.00
15/10/2024	DP-02483	Commonwealth Bank	Commbiz Fees	$ 30.69
15/10/2024	DP-02484	Commonwealth Bank	Account Service Fees	$ 10.40
28/10/2024	DP-02485	MRC Credit Card	Refer to the schedule attached - credit card payments	$ 6,618.99
31/10/2024	DP-02488	NAB Bank	Bank Charges	$ 10.00
8/10/2024	FSJ01373	ANZ Bank	ANZ term deposit proceeds transferred to CBA Account	$ 2,166,028.41
			Total Direct Payments & Fees	**$ 2,502,243.91**

Total Inter account Transfers

Date	Document No.	Vendor Name	Description	Amount
4/10/2024	EFT-02443	Airwell Group Pty Ltd	Leachate Fortnightly & Monthly Service	$ 7,931.00
4/10/2024	EFT-02443	All Fence U Rent P/L	RRF Control Fence Hire	$ 811.53
4/10/2024	EFT-02443	Bale Data Services	Till Rolls for the Weighbridge	$ 281.03
4/10/2024	EFT-02443	City of Joondalup	TP Lease - Oct 24	$ 14,784.73
4/10/2024	EFT-02443	City of Vincent	TP Lease - Sep 24	$ 7,392.36
4/10/2024	EFT-02443	DC Wired Electrical & Air Conditioning Pty Ltd T/a DC Wired Elect.	Electrical Works for Workshop, RRF and Generator Repairs	$ 6,688.00
4/10/2024	EFT-02443	Fennell Tyres International Pty Ltd	PL120 Fleet Service	$ 346.50
4/10/2024	EFT-02443	MRP Pest Control	RRF Pest Control	$ 892.20
4/10/2024	EFT-02443	North Star Security	Alarm Monitoring RRF & TP	$ 288.75
4/10/2024	EFT-02443	Office National Canning Vale	Office Workstation	$ 1,890.64
4/10/2024	EFT-02443	Pirtek (Malaga) Pty Ltd	PL135 Service & Maintenance	$ 6,143.75
4/10/2024	EFT-02443	Raubex Construction Pty Ltd	Capping Project Stage 2 West	$ 607,972.97
4/10/2024	EFT-02443	Ronald James Back	Annual Financial Report	$ 14,388.00
4/10/2024	EFT-02443	Seaview Ford Clarkson	PL136 -Harness & Airbag Replacement	$ 4,780.00
4/10/2024	EFT-02443	Senversa Pty Ltd	Landfill Gas SAQP	$ 16,907.00
4/10/2024	EFT-02443	Synergy	RRF Electricity 01-31 Aug 24	$ 32,147.49
4/10/2024	EFT-02443	Telstra	Mobile Usage & Service Charges Sept - Oct 24	$ 1,976.38
4/10/2024	EFT-02443	Total Green Recycling Pty Ltd	E-Waste Recycling	$ 2,372.84
4/10/2024	EFT-02443	Town of Cambridge	TP Lease - Oct 24	$ 7,392.36
4/10/2024	EFT-02443	Town of Victoria Park	TP Lease - Sept 24	$ 7,392.36
4/10/2024	EFT-02443	Trade West Industrial Supplies	Safety Uniform & Equipment	$ 4,066.59
4/10/2024	EFT-02443	Tyrecycle P/L	Weekly Tyre Collections	$ 631.26
4/10/2024	EFT-02443	Veolia Water Operations Pty Ltd T/a Allpipe Technologies	Investigation of 5 wells & Landfill Gas Monitoring	$ 1,820.50
4/10/2024	EFT-02443	Western Tree Recyclers	Greens Recycling - City of Perth	$ 953.48
4/10/2024	EFT-02443	Western Tree Recyclers	Greens Recycling - City of Joondalup	$ 10,679.68
7/10/2024	EFT-02444	Albert Jacob	Meeting Fees & ICT Allowance 1-30 Sep 24	$ 1,244.17
7/10/2024	EFT-02444	Alexandra Castle	Meeting Fees & ICT Allowance 1-30 Sep 24	$ 1,244.17
7/10/2024	EFT-02444	Andrea Creado	Meeting Fees & ICT Allowance 1-30 Sep 24	$ 1,244.17
7/10/2024	EFT-02444	Chris Hatton	Meeting Fees & ICT Allowance 1-30 Sep 24	$ 1,244.17
7/10/2024	EFT-02444	Christopher May	Meeting Fees & ICT Allowance 1-30 Sep 24	$ 1,244.17
7/10/2024	EFT-02444	Gary Mack	Meeting Fees & ICT Allowance 1-30 Sep 24	$ 1,244.17
7/10/2024	EFT-02444	Joe Ferrante	Meeting Fees & ICT Allowance 1-30 Sep 24	$ 1,244.17
7/10/2024	EFT-02444	Jordan L Wright	Meeting Fees & ICT Allowance 1-30 Sep 24	$ 1,244.17
7/10/2024	EFT-02444	Karen Vernon	Meeting Fees 1-30 Sept 2024	$ 1,696.46
7/10/2024	EFT-02444	Liam Gobbert	Meeting Fees & ICT Allowance 1-30 Sep 24	$ 1,244.17
7/10/2024	EFT-02444	Paul Miles	Meeting Fees & ICT Allowance 1-30 Sep 24	$ 1,244.17
7/10/2024	EFT-02444	Stephanie Proud	Meeting Fees & ICT Allowance 1-30 Sep 24	$ 3,529.09
11/10/2024	EFT-02445	Alance Newspaper & Magazine Delivery	Newspaper Delivery	$ 281.60
11/10/2024	EFT-02445	All 4 People Pty Ltd	Contract Labour Hire -Sept 24	$ 6,072.83
11/10/2024	EFT-02445	BAM Print	Printing costs	$ 951.00
11/10/2024	EFT-02445	Blackwoods & Atkins	Metal Grinding Wheels	$ 66.00
11/10/2024	EFT-02445	City of Wanneroo	TP Lease - Oct 24	$ 14,784.73
11/10/2024	EFT-02445	Fennell Tyres International Pty Ltd	PL134 Fleet Service	$ 189.75
11/10/2024	EFT-02445	Great Southern Fuel Supplies	Diesel Purchases	$ 88,745.63
11/10/2024	EFT-02445	IPWEA	IPWEA Fleet Subscription 24/25	$ 1,705.00
11/10/2024	EFT-02445	Jedi Auto Worx	PL135 & 148 Repairs	$ 1,476.04
11/10/2024	EFT-02445	Jemane Enterprises Pty Ltd	PL141 Replaced Tyre & PL136 Puncture Repair	$ 880.00
11/10/2024	EFT-02445	NAPA Parts	Hydraulic, Degreaser, Brake & Parts	$ 6,729.58
11/10/2024	EFT-02445	Natural Area Holdings Pty Ltd	Revegetation Plans & Monitor	$ 5,280.00
11/10/2024	EFT-02445	North Star Security	Alarm Panel Batteries at RRF	$ 420.75
11/10/2024	EFT-02445	Pinnacle Height Safety Pty Ltd	Chief Warden Online Course - R. Mason	$ 229.00
11/10/2024	EFT-02445	Smart Waste Solutions Pty Ltd	H70 Quarterly Service & Callout	$ 2,951.58
11/10/2024	EFT-02445	Stantons International	Probity Consultancy FOGO	$ 439.45
11/10/2024	EFT-02445	The S&C Perth Finance & Accounting Unit Trust	Recruitment cost	$ 22,000.00
11/10/2024	EFT-02445	Telstra	Services & Equipment Rental to 27 Oct 24	$ 1,210.00
11/10/2024	EFT-02445	Total Green Recycling Pty Ltd	E-Waste Recycling	$ 2,394.59
11/10/2024	EFT-02445	Water Corporation	TP Water Rates 23 Jul - 24 Sept 24	$ 5,457.89
11/10/2024	EFT-02445	Wren Oil	Disposal of Oil	$ 264.00
11/10/2024	EFT-02445	Xerces IT Pty Ltd T/a PSQ Group	Monthly Telephone Services Incl Hardware	$ 2,606.76
18/10/2024	EFT-02446	Alkimos Autocare	Vehicles Cleaning cost	$ 720.00
18/10/2024	EFT-02446	All 4 People Pty Ltd	Contract Labour Hire -Sept 24	$ 4,378.83
18/10/2024	EFT-02446	Ampol Australia Petroleum Pty Ltd	Fuel Usage	$ 711.46
18/10/2024	EFT-02446	Australian Services Union	Union Fees	$ 79.50
18/10/2024	EFT-02446	Banhams WA Pty Ltd	RRF Monthly Fire System Maintenance	$ 578.79
18/10/2024	EFT-02446	Blackwoods & Atkins	Battery Operated Pump	$ 91.81
18/10/2024	EFT-02446	City of Perth	TP Lease - Sept 24	$ 7,392.36
18/10/2024	EFT-02446	City of Stirling	Catering - MRC SWG & Committee Meeting	$ 270.60
18/10/2024	EFT-02446	Crossland & Hardy Pty Ltd	Landfill Gas and Leachate Wells	$ 1,188.00
18/10/2024	EFT-02446	Crown Security (WA) Pty Ltd	CCTV Camera Replacement	$ 3,855.19
18/10/2024	EFT-02446	Department of Transport	Disclosure of Information Fees	$ 18.20
18/10/2024	EFT-02446	Envirocare Systems	Monthly Hygiene Services & Supplies	$ 771.32
18/10/2024	EFT-02446	Global Spill Control Pty Ltd	Spill Kits maintenance and supplies	$ 152.87
18/10/2024	EFT-02446	Jedi Auto Worx	Relocated UHF Antenna & PL137 Repair	$ 1,137.46
18/10/2024	EFT-02446	Komatsu Australia	Pl133 & 134 Call Out & Repairs	$ 4,179.31
18/10/2024	EFT-02446	Mark Gregory T/a M Gregory Legal	Legal Fees	$ 1,163.80
18/10/2024	EFT-02446	NAPA Parts	Mechanical Rags	$ 115.50
18/10/2024	EFT-02446	Raich and Associates	Enviro Monitor Systems Portal License	$ 2,158.34
18/10/2024	EFT-02446	SafeWork Laboratories Pty Ltd	Drug and Alcohol Fitness Testing - 22 Sept 24	$ 797.06
18/10/2024	EFT-02446	Services Australia	Employees' deductions for Child Support	$ 1,899.32
18/10/2024	EFT-02446	Spectur Ltd	Monthly Service Neerabup Portable CCTV	$ 3,630.00
18/10/2024	EFT-02446	Synergy	TP Electricity 22 Aug - 25 Sept 24	$ 11,147.07
18/10/2024	EFT-02446	Total Green Recycling Pty Ltd	E-Waste Recycling	$ 2,211.01
18/10/2024	EFT-02446	Trade West Industrial Supplies	Safety Uniform & Equipment	$ 861.19
18/10/2024	EFT-02446	Trident Signs WA Pty Ltd	Stickers for Recycling Signs	$ 121.00
18/10/2024	EFT-02446	Tutt Bryant Equipment WA	PL135 2000hr Service & Oil Leak Repair	$ 17,619.87
18/10/2024	EFT-02446	Tyrecycle P/L	Weekly Tyre Collections	$ 5,350.21
18/10/2024	EFT-02446	Vertical Telecoms Pty Ltd	Radio Tower Services for Microwave Link - Jul - Sept 24	$ 1,738.37
18/10/2024	EFT-02446	Wanneroo Glass	Glass Replacement RRF	$ 1,943.45
18/10/2024	EFT-02446	Waterchem Australia P/L	10 x 20L Drum EcoSorb - Landfilling	$ 14,630.00
18/10/2024	EFT-02446	Wren Oil	Disposal of Oil	$ 407.00
23/10/2024	EFT-02447	Department of Water & Environment Regulation	DEP Landfill Levy Jul - Sept 24	$ 3,650,124.20
25/10/2024	EFT-02448	Aptella Pty Ltd - (prev Position Partners)	Bomag Software Compaction Monitoring	$ 1,265.00
25/10/2024	EFT-02448	Australian Institute of Management	Supervisor & Leadership Courses	$ 6,972.00
25/10/2024	EFT-02448	Australia Post	Postage - Stamps	$ 6.75
25/10/2024	EFT-02448	Blackwoods & Atkins	Universal Stem Kit 60L-205L	$ 486.40
25/10/2024	EFT-02448	BOC Limited	Dissolved Acetylene & Gas Cylinders	$ 111.47

Date	Document No.	Vendor Name	Description	Amount
25/10/2024	EFT-02448	BOQ Finance (Aust) Limited	Monthly Printer Rental	$ 421.53
25/10/2024	EFT-02448	City of Perth	TP Rates & Taxes 24/25	$ 2,164.29
25/10/2024	EFT-02448	City of Stirling	TP Lease - Oct 24	$ 29,569.46
25/10/2024	EFT-02448	David Moss Corporation P/L	Pressure Pipes	$ 10,175.17
25/10/2024	EFT-02448	EMRC	CCA Recycling	$ 696.50
25/10/2024	EFT-02448	Fennell Tyres International Pty Ltd	PL110 Fleet Service	$ 253.00
25/10/2024	EFT-02448	Flick Anticimex P/L	Pest Control	$ 351.97
25/10/2024	EFT-02448	GHD Pty Ltd.	FOGO Consultancy Charges	$ 1,510.28
25/10/2024	EFT-02448	Herbert Smith Freehills	WtE Legal Fees	$ 10,848.92
25/10/2024	EFT-02448	Jedi Auto Worx	Refurbish & Programming Hand Held Radios (ICOM) & PL146 Repair	$ 2,051.13
25/10/2024	EFT-02448	Kyocera Document Solutions	Monthly Photocopy Printing Expenses	$ 485.39
25/10/2024	EFT-02448	Major Motors Pty Ltd	PL110 Service and Repair	$ 8,088.83
25/10/2024	EFT-02448	Pirtek (Malaga) Pty Ltd	PL134 Service and Maintenance	$ 1,305.56
25/10/2024	EFT-02448	PJ & JM Leonard Pty Ltd T/a Worldwide Joondalup	Business Cards	$ 150.00
25/10/2024	EFT-02448	Smart Waste Solutions Pty Ltd	EPS Baler Compressor Replacement	$ 738.09
25/10/2024	EFT-02448	Streem Pty Ltd	Realtime Media Monitoring 07 Oct 24 - 06 Jan 25	$ 3,943.50
25/10/2024	EFT-02448	Telstra	Mobile Usage & Service Charges Oct - Nov 24	$ 696.40
25/10/2024	EFT-02448	Total Green Recycling Pty Ltd	E-Waste Recycling	$ 2,504.51
25/10/2024	EFT-02448	Trident Signs WA Pty Ltd	Signs for Weighbridge and Transfer	$ 302.50
25/10/2024	EFT-02448	Tyrecycle P/L	Weekly Tyre Collections	$ 1,088.62
25/10/2024	EFT-02448	Winc Australia P/L	Stationery & Cleaning Supplies	$ 452.85
25/10/2024	EFT-02448	Wren Oil	Disposal of Oil	$ 363.00
31/10/2024	EFT-02449	Advanced Liquid Waste	Removal of Surface Water from Landfill	$ 1,188.00
31/10/2024	EFT-02449	Airwell Group Pty Ltd	Airwell Pumps Removal for Western Capping	$ 308.00
31/10/2024	EFT-02449	Alance Newspaper & Magazine Delivery	Newspaper Delivery	$ 281.60
31/10/2024	EFT-02449	All 4 People Pty Ltd	Contract Labour Hire -Sept 24	$ 3,205.13
31/10/2024	EFT-02449	Blackwoods & Atkins	Battery Operated Pump	$ 137.70
31/10/2024	EFT-02449	Blue Diamond Machinery Pty Ltd	Generator/Compressor Trailer Hire	$ 2,335.43
31/10/2024	EFT-02449	Brooks Hire	Skidsteer Service and Repairs	$ 6,286.72
31/10/2024	EFT-02449	Bunnings	Tools & Materials for PL141 Car Boot & Workshop	$ 274.63
31/10/2024	EFT-02449	ChekRite Asia Pacific Pty Ltd	ChekRite Subscription	$ 907.50
31/10/2024	EFT-02449	City of Joondalup	TP Lease - Nov 24	$ 14,784.73
31/10/2024	EFT-02449	City of Vincent	TP Lease - Oct 24	$ 7,392.36
31/10/2024	EFT-02449	Eyewise Optical	Employee Benefits	$ 460.00
31/10/2024	EFT-02449	Fennell Tyres International Pty Ltd	PL83 Fleet Service	$ 924.00
31/10/2024	EFT-02449	FOI WA Services, Advice and Solutions	FOI Advice	$ 1,350.00
31/10/2024	EFT-02449	Freshwater Services Pty Ltd	Repairs to Ice Machine at Recycling Shop	$ 165.00
31/10/2024	EFT-02449	Gentronics	Welding Consumables	$ 1,356.80
31/10/2024	EFT-02449	Great Southern Fuel Supplies	Diesel Purchases	$ 10,925.30
31/10/2024	EFT-02449	Gutters Supa Kleen	Gutter Maintenance	$ 3,730.00
31/10/2024	EFT-02449	Herbert Smith Freehills	FOGO Procurement Legal Fees	$ 5,347.64
31/10/2024	EFT-02449	Instant Products Group	Toilet hire, clean, restock	$ 251.50
31/10/2024	EFT-02449	Iron Mountain Australia Pty Ltd	Monthly Data Backup Service	$ 47.47
31/10/2024	EFT-02449	LGISWA	Annual Insurance	$ 250,016.34
31/10/2024	EFT-02449	MRP Pest Control	RRF Pest Control	$ 892.20
31/10/2024	EFT-02449	NAPA Parts	Air Operated Diaphragms & Fuel Filters	$ 3,174.34
31/10/2024	EFT-02449	Office National Canning Vale	Adjustable Corner Desk & Photocopier	$ 1,870.80
31/10/2024	EFT-02449	Olivers Lawn & Landscaping Pty Ltd	Lawn Mowing Services	$ 225.00
31/10/2024	EFT-02449	Paxon Consulting Group Pty Ltd	Consultancy - Void Space Financial Model	$ 242.00
31/10/2024	EFT-02449	ReadyTech Procurement Solutions Pty Ltd	CMS Proj Mgmt & Impl. Training	$ 17,776.00
31/10/2024	EFT-02449	ReadyTech Procurement Solutions Pty Ltd	Contract Mgmt System Annual Subs Aug 24 - Aug 25	$ 38,500.00
31/10/2024	EFT-02449	S & L Engineering WA Pty Ltd	Air Compressor Service	$ 1,565.22
31/10/2024	EFT-02449	Security Specialists Australia Pty Ltd	Monthly Cash Collection	$ 186.73
31/10/2024	EFT-02449	Seton Australia Pty Ltd	Diplomat Safety Knives Cutters & Safety Parrot Knives	$ 149.05
31/10/2024	EFT-02449	SLR Consulting Australia Pty Ltd	Ground Water Management & Landfill Gas Monitoring	$ 20,373.38
31/10/2024	EFT-02449	Soft Landing	CoS On Demand Monthly Mattress Collection	$ 25,657.00
31/10/2024	EFT-02449	Soft Landing	CoS Balcatta Mattresses Collection	$ 30,030.00
31/10/2024	EFT-02449	Soft Landing	CoJ Mattresses	$ 24,004.12
31/10/2024	EFT-02449	Soft Landing	MRC Monthly Mattress Collection	$ 13,398.00
31/10/2024	EFT-02449	Specialized Cleaning Group Pty Ltd	Monthly Road Sweeping	$ 2,925.00
31/10/2024	EFT-02449	Sunhawk Pty Ltd	10 x Dustlig - Dust Suppression	$ 15,565.00
31/10/2024	EFT-02449	Super Choice Services Pty Ltd	Monthly Single Touch Payroll	$ 15.35
31/10/2024	EFT-02449	T & C Couriers	Monthly Courier Expenses	$ 70.95
31/10/2024	EFT-02449	Talis Consultants P/L	Landfill Consultancy Services	$ 21,525.36
31/10/2024	EFT-02449	The West Australian	N/Paper Online Subs Aug 24 - Aug 25	$ 1,820.00
31/10/2024	EFT-02449	Total Green Recycling Pty Ltd	E-Waste Recycling	$ 2,429.67
31/10/2024	EFT-02449	Town of Cambridge	TP Lease - Nov 24	$ 7,392.36
31/10/2024	EFT-02449	Town of Cambridge	TP Rates 23/24	$ 1,876.74
31/10/2024	EFT-02449	Town of Victoria Park	TP Lease - Oct 24	$ 7,392.36
31/10/2024	EFT-02449	Trade West Industrial Supplies	Safety Uniform & Equipment	$ 597.85
31/10/2024	EFT-02449	Tutt Bryant Equipment WA	PL135 Repaired Hydraulic Hose Leak	$ 1,693.59
31/10/2024	EFT-02449	Tyrecycle P/L	Weekly Tyre Collections	$ 2,834.11
31/10/2024	EFT-02449	Veolia Recycling & Recovery (Perth) Pty Ltd	Mixed Glass Bin Collection	$ 543.58
31/10/2024	EFT-02449	Veolia Recycling & Recovery Pty Ltd	Confidential Paper Bin Rental Charge	$ 167.43
31/10/2024	EFT-02449	Western Tree Recyclers	Greens Recycling - City of Joondalup	$ 3,551.63
31/10/2024	EFT-02449	Winc Australia P/L	Wipes, Mop Head, Optimal White Towels	$ 1,365.54
4/10/2024	95	Payroll	Staff Payroll	$ 135,321.13
18/10/2024	96	Payroll	Staff Payroll	$ 140,482.01
				$ 5,609,470.39

CBA Cheque No.	**$ 1,959.20**
Electronic Payments:	
DP-02473 to DP-02488 FSJ-1373	**$ 2,502,243.91**
Inter-Account Transfers	**$ -**
EFT-02443 to EFT-02449	**$ 5,609,470.39**
Grand Total	**$ 8,113,673.50**

CERTIFICATE OF CHIEF EXECUTIVE OFFICER

This schedule of accounts which was submitted to each member of Council on 28 November 2024 has been checked and is fully supported by vouchers and invoices which are submitted herewith and which have been duly certified as to the receipt of goods and the rendered services and as to prices, computations, costing and the amounts due for payment.

Schedule of Payments for October 2024
Council Meeting - 28 November 2024
CBA Credit Card

Date	Payment to	Description		Amount
27/09/2024	Bridgestone Select	PL153 Car Tyre	$	450.00
7/10/2024	Bridgestone Select	PL153 Puncture Repair	$	46.00
9/10/2024	Circum Wash	Car Wash	$	20.50
15/10/2024	APC Automation	Trafiic Lights at Transfer	$	1,035.37
	Total CBA Credit Card ending 7336		**$**	**1,551.87**
28/09/2024	ASIC	ASIC Report for new vendor application fee	$	20.00
30/09/2024	Coles	Staff Amenities	$	299.40
4/10/2024	Charity Greeting Cards	Greeting Cards	$	556.84
4/10/2024	Good Guys	RRF Office Equipment	$	370.00
8/10/2024	ASIC	ASIC Report for new vendor application fee	$	20.00
9/10/2024	ASIC	ASIC Report for new vendor application fee	$	20.00
11/10/2024	Harvey Norman	Office Cabinet	$	318.00
11/10/2024	Compton Carpentry	RRF Building Repair	$	2,612.50
15/10/2024	ASIC	ASIC Report for new vendor application fee	$	20.00
16/10/2024	Coles	Staff Amenities	$	222.65
19/10/2024	Who Gives A Crap	Toilet Rolls	$	264.00
21/10/2024	DNS Made Easy	DNS Subscription renewal	$	336.32
21/10/2024	CBA	Transaction fee	$	8.41
	Total CBA Credit Card ending 7977		**$**	**5,068.12**
	Total CBA Credit Card Payments		**$**	**6,619.99**

Schedule of Payments for October 2024
Council Meeting - 28 November 2024
Ampol Purchasing card

Date	Document No.	Description	Amount
6/09/2024	EFT-02446	Fuel	$ 126.21
15/09/2024	EFT-02446	Fuel	$ 95.22
22/09/2024	EFT-02446	Fuel	$ 102.02
	Total Ampol Card for Rego 9808		**$ 323.45**
6/09/2024	EFT-02446	Fuel	$ 141.25
19/09/2024	EFT-02446	Fuel	$ 132.53
28/09/2024	EFT-02446	Fuel	$ 114.23
	Total Ampol Card for Rego 1938		**$ 388.01**
	Total Ampol Purchase Card Payments		**$ 711.46**

Schedule of Payments for October 2024
Council Meeting - 28 November 2024
Bunnings Power Pass

Date	Document No.	Description	Amount
30/09/2024	EFT-02441	Pneumatic wheel. Disk grinder and supplies	$103.55
30/09/2024	EFT-02441	Paint Supplies and Cement Solvent	$19.08
		Total for Card ending 01614	**$ 122.63**
30/09/2024	EFT-02441	RRF Storage Containers	$ 152.00
		Total for Card Ending 60507	**$ 152.00**
		Total Bunnings Power Pass Payments	**$ 274.63**

9.3	ANNUAL REPORT 2023/2024
File No:	GF-24-0000366
Attachment(s):	Attachment 1
Date:	15 November 2024
Responsible Officer:	Chief Executive Officer

BACKGROUND

The *Local Government Act 1995* (the Act) requires every local government to prepare an Annual Report for each financial year and to accept it prior to 31 December following the end of the financial year (section 5.53 and 5.54 of the Local Government Act 1995). The Act also specifies the contents required to be included in the Annual Report. If the auditor's report is not available in time for the annual report for a financial year to be accepted by 31 December after that financial year, the annual report is to be accepted by the local government no later than two months after the auditor's report becomes available.

The annual audit of the Mindarie Regional Council (MRC) Financial Statements has been completed for the financial year ended 30 June 2024.The primary objective of the audit, in accordance with the Auditor General Act 2006, is to express an opinion as to whether the MRC's Financial Statements as a whole are free from material misstatements and are prepared in accordance with the Local Government Act 1995 and the Australian Accounting Standards.

DETAIL

The Annual Report contains the Annual Financial Report of the MRC for 2024. The Financial Statements were presented to and noted by the Audit Committee on 20 November 2024 in accordance with the Terms of Reference for the Audit and Risk Committee. The Annual Financial Report for the financial year ended 30 June 2024 is now submitted to Council for acceptance. This includes the Statement of Financial Position, Statement of Changes in Equity, Statement of Comprehensive Income, Statement of Cash Flows, Statement of Financial Activity and notes to and forming part of the accounts. The Auditor, in accordance with the Local Government (Audit) Regulations 1996 Sections 10.2 and 10.3 is required to issue an independent audit report after the completion of the annual audit that expresses an opinion on the financial position and results of the operations of the local government for each financial year. Under S7.9 of the Local Government Act 1995, the auditor must prepare and sign a report on the financial audit and present the report to the Chairperson, the CEO and the Minister.

The MRC, in accordance with the Local Government (Financial Management) Regulations 1996 Section 51.1, is required to include in the Annual Financial Report a signed Statement of Declaration by the Chief Executive Officer after this report has been audited in

accordance with the Local Government Act 1995. This declaration is included in the Annual Report.

The OAG issued an unqualified report and expressed that in their opinion, the financial statements of the MRC gives a true and fair view of the financial position as at 30 June 2024 and complies with the Local Government Act 1995 (as amended), the Local Government (Financial Management) Regulations 1996 (as amended) and the Australian Accounting Standards.

The OAG did not issue a management letter for the 2024 interim audit. As part of final audit, the OAG issued a final management letter that contained one finding with a moderate risk rating. The finding related to evidence of preparation and authorisation of monthly balance sheet reconciliations. The process will be reviewed, updated and completed by December 2024.

The Audit and Risk Committee met on 20 November 2024 to consider the Financial Report for the year ended 30 June 2024 and have recommended that the Council accept the report.

At this meeting, the Committee asked if the Chairperson's foreword should be written by the Chairperson who is in office as at 30 June.

In response to this question, the Administration acknowledges that the Annual Report contains a copy of the annual financial statements, the Auditor General's report, payments to employees, councillors meeting statistics, the Strategic Community and Corporate Business Plans performance, all for the period ending 30 June 2024.

Historically the Annual Report has presented the Chairperson and CEO foreword and councillor biography's for those persons in office at the time the report is presented to council, not who was in office as at 30 June. This enables the Chairperson to thank outgoing councillors for their contribution to the past year, welcome new members and provide a strategic vision for the future.

In response to the question raised at the Committee meeting, MRC sought advice from WALGA, who confirmed that there is no legislation or regulation that governs this practice.

A copy of the Annual Report, including the Financial Report, is included at ***Attachment 1.***

STATUTORY ENVIRONMENT
Local Government Act 1995
Local Government (Financial Management) Regulations
Local Government (Audit) Regulations 1996

POLICY IMPLICATIONS
Nil

FINANCIAL IMPLICATIONS
The MRC's net result for the financial year ended 30 June 2024 is $6,676,564. Having taken into account $5,911,407 of net transfer to reserves, the accumulated losses reduced to $29,128,650.

STATUTORY IMPLICATIONS
The Annual Report for the MRC has been prepared in accordance with the with section 5.53 of the Local Government Act (LGA) 1995 which outlines the specific information to be included in the report. The Annual Report is to be accepted by the local government no later than 31 December after that financial year in accordance with section 5.54 of the LGA 1995.

The Annual Financial Statements have been prepared in accordance with the LGA Act 1995, the Local Government (Financial Management) Regulations 1996, the Australian Accounting Standards (including the Australian Accounting Interpretations) and the International Financial Reporting Standards.
The annual financial report is to be audited by the local government's auditors in accordance with the Local Government (Audit) Regulations 1996 Sec 7.9.

Sec 5.55A of the LGA require the CEO to publish the annual report on the local government's official website within 14 days after the report has been accepted by the local government.

VOTING REQUIREMENT
Absolute Majority

RESPONSIBLE OFFICER RECOMMENDATION

That Council:

1. **Notes the recommendation of the Audit and Risk Committee meeting held on 20 November 2024 to accept the Financial Report for the year ended 30 June 2024; and**
2. **Accept the Annual Report for the year ended 30 June 2024, which includes the Financial Report detailed in point 1 above.**

Moved Cr Wright, seconded Cr Ferrante

PROPOSED AMENDMENT
Moved Cr Vernon, Seconded Cr Fishwick

That point 2 of the recommendation be amended to add the following words at the end:

"subject to the following amendments to the elected member information on pages 5 to 7:

(a) the Chairperson's foreword be provided by Cr Paul Miles as Chairperson for the reporting period 2023/2024;
(b) remove the titles of Chairperson and Deputy Chairperson from the biographical information for Cr Stephanie Proud and Cr Karen Vernon as they did not hold those roles during the reporting period;
(c) insert the title of Chairperson for Cr Paul Miles;
(d) insert biographical information for Cr Keri Shannon who was a Councillor during the reporting period;
(e) insert the title of Deputy Chairperson for Cr Keri Shannon for the period July to October 2023;
(f) insert the title of Deputy Chairperson for Cr Stephanie Proud JP for the period November 2023 to June 2024;
(g) insert the biographical information for Cr Albert Jacob who was a Councillor during the reporting period;
(h) remove the biographical information for Cr Russ Fishwick who was not a Councillor during the reporting period."

Reasons:

The *Local Government Act 1995* requires every local government to prepare an annual report for each financial year. The clear intent is that the Annual Report will contain the accurate details of the local government for the particular reporting period and not details relating to other financial years. The details include the specific information identified in the Act and the Regulations such as the names and details of those elected officeholders for the local government, together with its relevant projects, activities and financial information. In this case the reporting period is 2023/2024.

The reason for this amendment is that:

(a) unless the councillor who held the position of Chairperson in the reporting period is no longer a councillor of MRC or unable to prepare the Chairperson's report, that person should author the Chairperson's Report;
(b) the Annual Report should only contain the details of those persons who held the roles of Chairperson, Deputy Chairperson and Councillors during the reporting period of 2023/2024;
(c) for the financial year 2023/2024:
    - Cr Paul Miles was the Chairperson;
    - Cr Keri Shannon was the Deputy Chairperson from July to October 2023;

- Cr Stephanie Proud was the Deputy Chairperson from November 2023 to June 2024;
- Cr Albert Jacob was a councillor;
- Cr Keri Shannon was a councillor;
- Cr Russ Fishwick was not a councillor.

CARRIED UNANIMOUSLY 12/0
For: Crs Castle, Creado, Ferrante, Fishwick, Gobbert, Hatton, Mack, May, Miles, Proud, Vernon and Wright
Against: Nil

Substantive Motion, as amended

1. **Notes the recommendation of the Audit and Risk Committee meeting held on 20 November 2024 to accept the Financial Report for the year ended 30 June 2024; and**
2. **Accept the Annual Report for the year ended 30 June 2024, which includes the Financial Report detailed in point 1 above, subject to the following amendments to the elected member information on pages 5 to 7:**
   (a) the Chairperson's foreword be provided by Cr Paul Miles as Chairperson for the reporting period 2023/2024;
   (b) remove the titles of Chairperson and Deputy Chairperson from the biographical information for Cr Stephanie Proud and Cr Karen Vernon as they did not hold those roles during the reporting period;
   (c) insert the title of Chairperson for Cr Paul Miles;
   (d) insert biographical information for Cr Keri Shannon who was a Councillor during the reporting period;
   (e) insert the title of Deputy Chairperson for Cr Keri Shannon for the period July to October 2023;
   (f) insert the title of Deputy Chairperson for Cr Stephanie Proud JP for the period November 2023 to June 2024;
   (g) insert the biographical information for Cr Albert Jacob who was a Councillor during the reporting period;
   (h) remove the biographical information for Cr Russ Fishwick who was not a Councillor during the reporting period."

CARRIED UNANIMOUSLY 12/0
For: Crs Castle, Creado, Ferrante, Fishwick, Gobbert, Hatton, Mack, May, Miles, Proud, Vernon and Wright
Against: Nil

MINDARIE
REGIONAL
COUNCIL

Annual Report 2024

mrc.wa.gov.au

Acknowledgement of Country

Mindarie Regional Council acknowledges the continuing connection of Aboriginal people to Country, culture and community. We embrace the vast Aboriginal cultural diversity throughout Western Australia, including the Whadjuk Noongar People where Mindarie Regional Council is located, and we acknowledge and pay respect to Elders past and present.

Contents

4 Members Map and Vision
5 Chairperson's Foreword
5 CEO's Foreword
6 MRC Councillors Details
8 Council Decisions
9 Mindarie Regional Council
11 The Executive Management and Services
12 Our Employees
13 Record Keeping
14 Disability Access and Inclusion Plan
15 Integrated Planning and Reporting
16 Financial Overview
18 Payments to Employees
20 Strategic Community Plan
21 Corporate Business Plan
25 Annual Financial Report 2024

Our Vision

Collaborating for a regional Circular Economy

Our Mission

To deliver sustainable waste management options for members

Our Values

Teamwork: Is how we achieve

Innovation: Is how we create

Positive: Is what we are

Chairperson's Foreword

TEXT TO COME

CEO's Foreword

TEXT TO COME

Cr Stephanie Proud JP (Chairperson)
City of Stirling

Councillor Proud has owned and operated a small business since 1989 and has enjoyed a diverse administrative career path in small, medium and corporate business enterprises as well as the local government sector. Cr Proud has resided in the City of Stirling with her family since 1993 and represented the local community on various issues through various community organisations, schools and local action and reference groups. Cr Proud has been a past member of the Murdoch University Animal Ethics Committee and more recently as a RACWA Councillor. She is an active Justice of the Peace.

Cr Karen Vernon (Deputy Chairperson)
Town of Victoria Park

Councillor Karen Vernon was elected as a councillor for the Town of Victoria Park in 2017, and as Mayor in 2019. She is a Senior Barrister with more than 25 years' experience working in the legal profession - including as a law firm partner and government prosecutor. Cr Vernon also has more than 10 years as a company director and board member in the private and not for profit sectors. She is a graduate of the Australian Institute of Company Directors and and Fellow of the Governance Institute of Australia.

Cr Gary Mack
Town of Cambridge

Councillor Gary Mack served as a Wembley Ward Councillor from 19 October 2019 to 21 October 2023 when he was elected Mayor in the 2023 Ordinary Local Government Elections. He is an experienced lawyer and mediator by profession.

Cr Christopher May
City of Joondalup

Councillor Christopher May was elected as councillor for the City of Joondalup in 2021, Cr May has a proven track record backing his community - delivering real, positive outcomes locally. A finance professional, he identifies and eliminates wasteful expenditure. A lifetime local who serves on school boards in Kallaroo and Craigie, volunteers in Yellagonga Regional Park and is employed in commercial banking.

Cr Russ Fishwick JP
City of Joondalup

Councillor Fishwick was elected to the City of Joondalup in 2006; and as Deputy Mayor in 2007, 2016 and 2019. He served as Deputy Chair of MRC for two years and as Chair for nine years. He was appointed to the WA Local Government Advisory Board in 2016. He has more than 40 years of experience in five local governments at a senior level, including as Executive Manager Governance at the Town of Victoria Park where he was Acting CEO before his retirement. He holds university post graduate qualifications in business and management and has a long affinity with surf lifesaving and is currently a Senior Assessor for Surf Life Saving WA..

Cr Andrea Creado
City of Stirling

Councillor Andrea Creado was elected to council in October 2021 and her priorities are increasing services for seniors, people with disabilities and other vulnerable groups; improving community safety, improving local parks and amenities and advocating for good environmental practices. Cr Creado holds a Master's Degree in Human Development, Bachelor of Psychology, Bachelor of Arts with Honours in Psychology and is a Fellow of the Australian Institute of Management along with additional training in governance and resource and personnel management.

Cr Joe Ferrante
City of Stirling

Councillor Joe Ferrante was elected as councillor for the City of Stirling in 2011, he has lived in the City of Stirling for over 50 years, growing up in Tuart Hill and its surrounding suburbs. Over the last 14 years, Cr Ferrante and his family have been residents of Mount Lawley and Menora. Cr Ferrante works with a global logistics provider as a national sales executive managing international companies. Cr Ferrante has particular interests in community safety, heritage protection and preservation of green open spaces.

Cr Chris Hatton
City of Stirling

Councillor Chris Hatton was elected as councillor for the City of Stirling in 2019, he and his family have lived in Stirling for over 30 years, in the Hamersley Ward. He has a strong belief in keeping suburbs safe, vibrant and family friendly. Cr Hatton is a local school teacher and a Board Member of Balcatta Senior High School. He is also a former State Member of Parliament and a former Board Member of the Constable Care Child Safety Foundation. He believes in working for community and ensuring that Council spends wisely on essential services and infrastructure.

Cr Liam Gobbert
City of Perth

Councillor Liam Gobbert was elected for the City of Perth in 2020, he has over 10 years local government experience. He was a councillor for the City of Joondalup for 8 years including a year as deputy mayor. A project support officer at the Public Transport Authority, a Justice of the Peace and a qualified town planner.

Cr Alex Castle
City of Vincent

Councillor Alex Castle is a long-term resident, with a background in law, governance and communication. Cr Castle has been a City of Vincent Councillor since 2017 and Deputy Mayor since 2023. As a regular volunteer, serving on school and local committees and Boards, she is deeply committed to supporting the community. Cr Castle is passionate about greening in our neighbourhoods and efficient and sustainable management of our waste.

Cr Jordan Wright
City of Wanneroo

Councillor Jordan Wright was elected as Councillor for City of Wanneroo in 2021. Cr Wright is a highly experienced professional with a diverse background spanning the hospitality, tourism and government sectors. He holds a Bachelor of Commerce from Edith Cowan University, is a graduate of the Company Directors Course, and is a member of the Australian Institute of Company Directors. A recent graduate of the Diploma of Local Government- Elected Member his dedication to the community is further demonstrated by his service as a school board member at multiple local schools.

Cr Paul Miles
City of Wanneroo

Councillor Paul Miles was first elected to the Council in 2007. Then in 2008, Cr Miles was elected as a State Member of Parliament for the electorate of Wanneroo. In 2016, he was appointed Minister for Local Government; Communities; Youth; Seniors; Volunteering and Cemeteries. Following his time as Wanneroo MLA and Minister for Western Australia, Cr Miles was re-elected to Council in October 2017.

Mindarie Regional Council

Mindarie Regional Council (MRC) is a regional local government which was constituted under the Local Government Act 1960 (LG Act 1960) in 1987.

In 1981, the cities of Perth and Stirling, along with what was then the Shire of Wanneroo, jointly acquired 432 hectares of land in Mindarie to serve as a suitable site for the development of a landfill.

MRC was established as the vehicle which would manage the disposal of waste from these member councils and approval for the development of a landfill and associated infrastructure on 251 hectares of the total land was received from the Environmental Protection Authority (EPA) in 1990.

That 251 hectares on Marmion Avenue – later named 'Tamala Park' – would be leased to MRC at that time and the new landfill began receiving waste from the City of Perth and Shire of Wanneroo in 1991.

Following a restructure of the City of Perth, the towns of Cambridge, Victoria Park and City of Vincent began disposing waste in 1996, while the cities of Stirling and Joondalup began disposing of waste in 1999.

Attendance at Council Meetings (financial year 2023/24)

The following table details the type and number of meetings held during 2023/24 financial year *(01 July 23 - 30 June 24)* and the attendance record of each Council Member.

Elected Members	Ordinary Council	Special Council
No. of Meetings Held	**8**	**1**
Cr Castle	8	1
Cr Creado (appointed November 23)	5	1
Cr Cvitan JP (end term October 23)	2	-
Cr Ferrante	7	1
Cr Gobbert JP	7	1
Cr Hatton	8	1
Cr Mack (appointed November 23)	3	1
Cr Jacob JP	6	1
Cr May	7	1
Cr Miles	7	1
Cr Proud JP (appointed November 23)	6	1
Cr Re (end term October 23)	2	-
Cr Shannon (end term October 23)	1	-
Cr Thornton (end term October 23)	2	-
Cr Vernon	5	1
Cr Wright (appointed November 23)	5	1
Cr Cutler (alternate)	3	-
Cr Dudek (alternate)	2	-
Cr Hill (alternate)	1	-
Cr Smith (alternate)	1	-

Council Decisions

Mindarie Regional Council (MRC) recognises the importance of being transparent and accountable.

All council meetings are open to the public – except where sensitive or confidential matters are being considered. Recommendations are submitted by the Administration to the Council at its ordinary or special meetings.

Agendas and minutes for these meetings are made publicly available on the MRC website (mrc.wa.gov.au).

Committees and Working Groups

Section 5.8 of the Local Government Act enables councils to form committees to assist with its functions. Committee members can include council members, employees and members of the public in a variety of combinations. Committees can operate with council-delegated decision-making powers or solely on an advisory basis. Committees and working groups are established as required to consider and provide advice to the council on a number of issues.

The terms of reference and membership of each committee is determined by the council. Where the terms of reference for the committee or working group provide for membership by community members, nominations are sought through an open expression of interest process. All expressions of interest are reviewed by the council administration and a report is prepared for the council for appointment of the recommended nominees. Members of advisory committees are drawn from both the council and the community.

This gives the community a significant opportunity to provide input into the council's decision-making meeting process. Short-term advisory committees (sometimes called 'working groups' or 'ad-hoc groups') are a group of experts working together for a particular purpose and are disbanded when that purpose is achieved.

The decisions or recommendations of committees and working groups have no legal standing unless they are adopted by the council at a formal meeting. The council is not bound to accept a recommendation of an advisory committee.

Mindarie Regional Council currently has two committees and one advisory group that require councillor membership as follows:

- Audit and Risk Committee
- Chief Executive Officer's Recruitment and Performance Review Committee
- Municipal Waste Advisory Council (established as part of the MRC's commitment to the Western Australia Local Government Association membership)

Committee	Member	Purpose
Audit and Risk Committee.	Cr Hatton, Cr Ferrante and Cr Miles.	To support the Council in fulfilling its governance and oversight responsibilities in relation to financial reporting, internal control structure, risk management, internal and external audit functions and ethical accountability.
Chief Executive Officer's Recruitment and Performance Review Committee (CEO R&PRC).	Cr Jacob (until Oct-24), Cr Gobbert, Cr Mack, Cr Miles and Cr Wright.	To review annually the performance of the CEO against pre-set performance measures and setting of measure for the next year. The extension of the CEO contract and or the process of recruitment.
Municipal Waste Advisory Council (MWAC).	Cr Gobbert and Cr Vernon as deputy member.	To assist the MWAC to encourage and promote economically sound, environmentally safe waste management practices and to ensure that the shared interest of all WA Local Governments, as they relate to waste management, are effectively managed.

Attendance at Committee Meetings

The following table details the number of – and type of – meetings held during 2023/24. It also details the attendance record of each council member for those meetings:.

Elected Members	Audit/Risk Committee	CEO R&PRC	MWAC
No. Meetings	**2**	**1**	**6**
Cr Vernon	-	1	1
Cr Cvitan	-	1	-
Cr Miles	1	-	2
Cr Hatton	2	1	-
Cr Jacob	-	1	-
Cr Ferrante	2	-	-
Cr Castle	-	1	-

Council Members Remunerations

Elected members are remunerated in accordance with the current determination of the *Salaries and Allowances Tribunal* under the *Salaries and Allowances Act 1975*. Mindarie Regional Council is classified as Band 3 local government for the purposes of Salaries and Allowances Act 1975 and has determined that it will remunerate its elected members as follows:

- Annual attendance fees in lieu of council meeting, committee meetings and prescribed meeting fees
- Annual allowances for Chairperson and Deputy Chairperson
- Annual allowance for information and communication technology in lieu of reimbursement of expenses
- Other expenses to be reimbursed for travel, childcare or other relevant expenses will be paid on receipt of sufficient information verifying expense incurred

Council has adopted an *Annual Fees Allowances and Expenses for Councillors Policy* which sets out the entitlements available to elected members and states that MRC will pay the maximum amount within the range set by the Salaries and Allowances Tribunal.

Details of elected member remuneration, including conference and training expenses are contained in the notes to and form part of the financial report (*note 21 related parties transactions*).

The Executive Management and Services

Scott Cairns
Chief Executive Officer

Adnana Arapovic
Executive Manager Corporate Service

- Administration
- Financial Services
- Asset Management
- Customer Service
- Information Technology

Executive Manager Operations (Position vacant)

- Building Maintenance
- Environmental Management
- Landfill Management
- Plant and Equipment Management
- Waste Management

Office of the CEO

- Communications
- Governance
- Human Resource
- Projects and Procurement
- Records Management
- Risk Management
- Strategic Planning
- Work Health and Safety

Our Employees

Employee Performance

Employee performance appraisals are conducted on an annual basis, as required by the Local Government Act 1995.

The process aim to:

- assess an employee's performance as it relates to his/her substantive position;
- strengthen constructive communication between management and employees;
- monitor changes in individual responsibilities;
- determine annual training and development requirements;
- review previous commitments agreed in previous reviews;
- set individual specific goals and targets for the forthcoming year;
- provide constructive impersonal feedback on relevant job performance and objective outcomes; and
- provide input to the employee classification review and to reward any exceptional performance.

Learning and Development

MRC's training program provides employees with access to development opportunities which meet the needs of the individual and build greater capability within the organisation. Development opportunities for eligible employees include, but are not limited to:

- individual learning and development plans;
- a study assistance program;
- a leadership workshop; and
- workshops and conferences to upskill, increase knowledge and keep abreast of changes, developments and innovations in their related field.

Health and Wellbeing Programs

MRC offers programs which contribute to employee health and wellbeing. These include, but are not limited to:

- an employee assistance program;
- flu vaccinations;
- skin cancer screening; and
- wellbeing education and assistance programs.

Employee Awards and Recognition

The MRC acknowledges its employees through a range of award programs which recognise outstanding and consistent achievement, innovation, safety initiatives, service milestones and demonstration of the MRC's values.

Record Keeping

MRC reviewed its Recordkeeping Plan in February 2023 in accordance with the Sta*te Records Act 2000*. It was subsequently endorsed by *State Records Commission* in May 2023.

The plan is the primary means of compliance with current legislation in Western Australia and of best practice in record keeping processes at MRC. All staff undergo record keeping training when they join the MRC and subsequently attend refresher courses periodically. The training helps the employees understand their record management responsibilities both from an organisational and legislative point of view. Elected members also receive an annual reminder as to their records management compliance obligations.

Performance indicators	2023/2024	2022/2023
Number of new files created	348	328
Number of documents registered	16642	12828
Number of Freedom of Information applications received	0	0
Response time for Freedom of Information applications (average number of days)	0	0

Disability Access and Inclusion Plan 2024

The MRC is committed to ensuring that the community is accessible and inclusive for people with disability, their families and carers and other members of the community who have access considerations.

In 2023/24 the MRC reviewed its 2016 DAIP finding it had achieved its initiatives and that a new plan was required, to ensure currency and relevance.

During stakeholder consultation new initiatives were identified, these initiatives informed the development of strategies in the 2023 DAIP.

The MRC is committed to achieving the seven desired outcomes of our Disability Access and Inclusion Plan 2023 which are:

1.	People with disability have the same opportunities as other people to access the **services** of, and any **events** organised by, the MRC.
2.	People with disability have the same opportunities as other people to access the **buildings** and other **facilities** of the MRC.
3.	People with disability receive **information** from the MRC in a format that will enable them to access the information as readily as other people are able to access it.
4.	People with disability receive the same level and quality of service from the staff and contractors of the MRC as other people receive from the MRC.
5.	People with disability have the same opportunities as other people to make **complaints** to the MRC.
6.	People with disability have the same opportunities as other people to participate in any **public consultations** by the MRC.
7.	People with disability have the same opportunities as other people to obtain and maintain **employment** with the MRC.

It is our intention to deliver facilities, services and events that are open, available and accessible to the whole community, regardless of ability, ethnicity, gender, age or any other perceived difference.

This Disability Access and Inclusion Plan 2023 demonstrates our commitment to furthering the principles and meeting the objectives of the Disability Services Act 1993.

The MRC's first DAIP plan was implemented in 2006 to address barriers for people with disability as per our statutory requirements under the Disability Services Act (1993). Since the adoption of the initial DAIP, the MRC has implemented several initiatives and made progress towards better access.

Items Progressed Since 2022 Under the DAIP

- The MRC entered into an agreement with Workpower for the delivery of a NDIS assisted living program. On a portion of the site that includes the caretakers house and surrounding yard areas.
- The MRC invited feedback from people with disability, their families and carers, disability service providers and community members and groups to provide comment on previously unidentified access issues or ongoing access issues to help inform the new five-year Disability Access and Inclusion plan.
- Installation of a roof cover at the MRC Reuse Shop Outdoor areas for people in wheelchairs to work under cover.
- Upgrade signage across site to Large Print were required.

Integrated Planning and Reporting

Integrated Planning and Reporting (IPR) provides local government with a framework for translating member community aspirations and priorities into operational objectives of Mindarie Regional Council (MRC).

The core components of the IPR are the Strategic Community Plan, Corporate Business Plan, along with informing documents including the Long-Term Financial Plan, Asset Management Plan and Workforce Plan.

The diagram below depicts how the IPR is applied at MRC which is used to guide our planning processes.

.

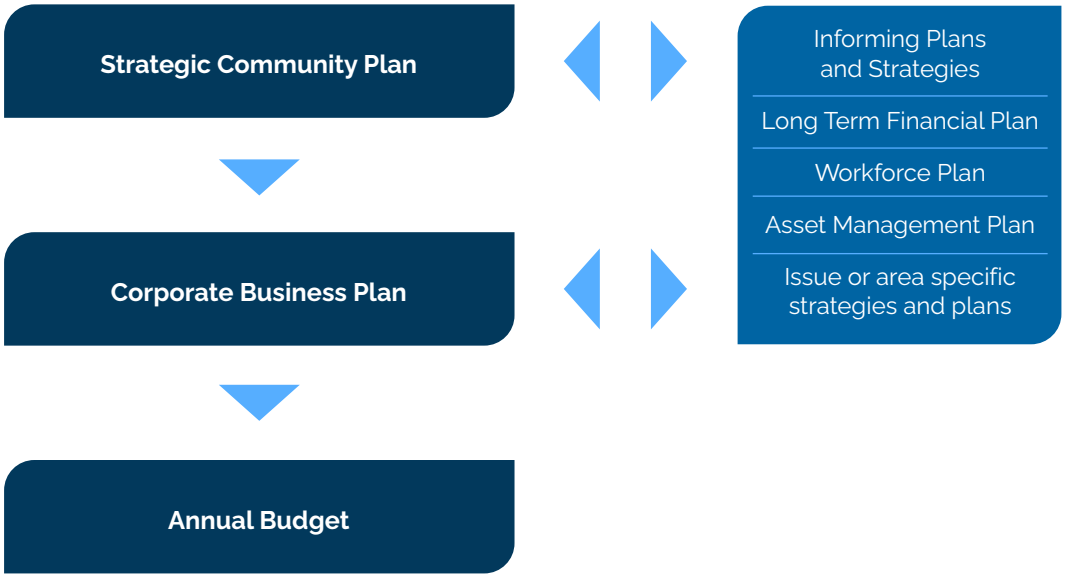

Strategic Community Plan

The *Strategic Community Plan 2023-2032* guides the future direction of MRC and its member council communities. MRC's long-term strategic direction expresses our member's vision for the future, together with strategies to deliver agreed outcomes.

Financial Overview

Tonnes by source

	tonnes
Members' waste	175,528
Casuals / Trade Waste	26,285
Total Tonnes	**201,813**

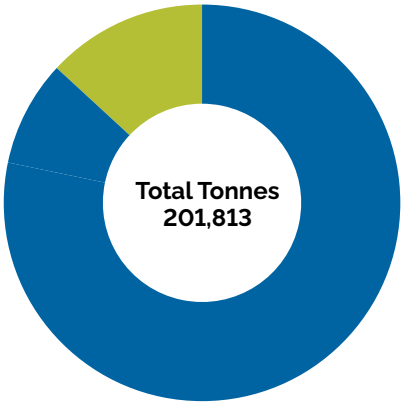

Other revenue by source

	$m
Gas generation	0.6
Re-imbursements/grants	4.7
Interest earnings	3.1
Other revenue	0.3
Total other revenue	**8.7**

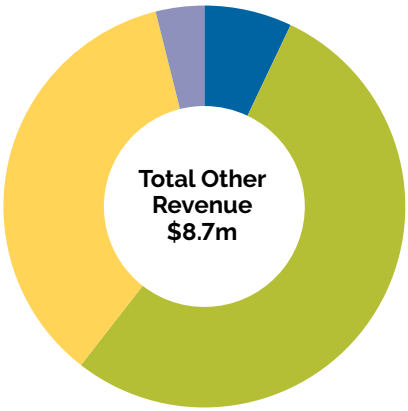

Expenses by class

	$m
DWER Landfill Levy	12.8
Employee costs	5.7
Materials & contracts	4.6
Amortisation	2.1
Depreciation	6.3
Other expenses	2.5
Total expenses	**34.0**

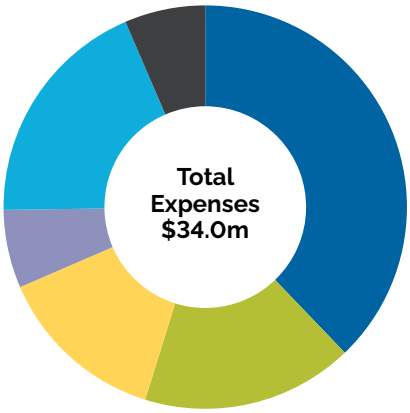

Revenue by source

	$m
Members' waste	26.5
Non-members	5.2
Other revenue	8.7
Total revenue	**40.4**

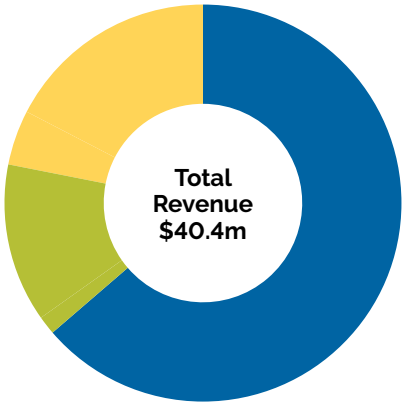

Diversion from landfill

4805 mattresses

23 tonnes of polystyrene

77 tonnes of tyres

1413 tonnes of metal

173 tonnes of e-waste

21 tonnes of textiles

770 tonnes of greens

124 tonnes of batteries

65 tonnes of HHW inc chemicals

534 tonnes of paper/ cardboard

1 tonne of fluros

16 tonnes of glass

164 tonnes of paint

Payments to Employees

Regulation 19B of the Local Government (Administration) Regulations 1996 requires the MRC to include the following information in the Annual Report:

- Number of employees entitled to an annual salary of $130,000 or more.
- Number of those employees with an annual salary entitlement that falls within each band of the $10,000 over $130,000.

The following table is based on the amount each employee actually received over the period of this Annual Report, whether employed for a full year or not, and includes the following;

- Allowances for motor vehicle
- Annual cash component
- Cash-out of leave (either on request or termination)
- Higher duties (where applicable)
- Novated lease refunds (at conclusion of lease)
- Overtime payments
- Salary sacrifice
- Statutory 11% superannuation, plus MRC's matching contributions to additional superannuation (where applicable)
- Termination payments.

Salary Band ($)	No. of Employees
130,000 - 139,999	5
140,000 - 149,999	7
150,000 - 159,999	-
160,000 - 169,999	-
170,000 - 179,999	-
180,000 - 189,000	1
190,000 - 199,000	-
200,000 - 209,000	-
210,000 - 219,000	1
220,000 - 229,000	1
230,000 - 239,000	-
240,000 - 249,000	-
250,000 - 259,000	1

Remuneration paid to the Chief Executive Officer

The total remuneration paid to the Chief Executive Officer, inclusive of superannuation is $259,634.

REUSE SHOP
Second-hand items for sale
WEIGHBRIDGE
General disposal to landfill, fees apply
FREE DROP OFF
Don't send these items to landfill!
CARDBOARD
HOUSEHOLD HAZARDOUS WASTE
HOUSEHOLD GOODS
CONTAINERS
Glass & aluminium
WHITE POLYSTYRENE
E-WASTE
METAL
WHITEGOODS
We will reuse, recycle and recover these items and dispose of toxic items appropriately.

Strategic Community Plan - Performance

In Progress - on track | In Progress - belated | Not Commenced | Scheduled for 2024/25

Objective 1: Deliver best practice services	
Operate waste management activities effectively	Landfill processes are reviewed at least quarterly to ensure compliance with licence conditions and to enhance the delivery of services. The project to cap the now full western portion of the landfill has commenced with completion expected early 2025. An Odour Management Key Stakeholder Working Group is in place to assess odour issues and coordinate landfill activities accordingly. Communication with the community relating to odours is actioned daily. The Department of Water Environment and Regulations (DWER) is working with MRC on strategies to reduce odour emissions from the Tamala Park facility. The Critical Infrastructure Plan (CIP) includes options that it is hoped will positively impact the landfill's odour profile.
Utilise the best practice waste diversion and resource recovery solutions	Operations are continually reviewed and industry memberships are maintained to ensure that MRC's practices remain contemporary and in alignment with best practice. A contract has been award to construct an E-waste Shed for storage and collection of E-Waste in alignment with the State Waste Strategy, contruction expected to be completed by mid-2025. Improvements in landfilling methodologies and practices have been implemented during the year which have increased compaction rate and therefore landfill airspace utilisation.
Maintain responsive business practices and systems	The Tamala Park weighbridge facility management software will receive an upgrade towards the end of 2024 to ensure the continuity of current services and improve reporting and identification of waste product and diversion. A project management framework has been implemented to provide improved governance and compliance in the procurement of services. A contractor management system is being implemented to provide better control of contractors and compliance with regulations, due in 2024.
Promote the organisation's profile with external stakeholders	MRC maintains good relationships with waste industry experts and holds membership with numerous recognised organisations. MRC officer representation is maintained on the following bodies: Green Deal Alliance, WALGA Waste Management Advisory Council and Officers Advisory Group, Department of Water and Environmental Regulation's FOGO Working Group, Waste Management and Resource Recovery Association of Australia's (WMRR) WA Branch. A Communications Specialist has been appointed to support the MRC and its stakeholders in its communication and media presence capabilities.
Enhance organisational environmental sustainability	An environmental impact report and action plan is scheduled for 24/25.

Objective 2: Position MRC to provide world class waste management options	
Identify and access infrastructure for the resource recovery of member councils' materials in alignment with the state waste strategy	On 26 September 2024 the MRC Council resolved to finalise an agreement with a preferred tenderer for the disposal of member councils' residual waste in an energy recovery facility. The first delivery of municipal waste is expected to be delivered upon the commencement of operations at the new facility. On 26 September 2024 the MRC Council approved negotiations with a preferred supplier to provide the member councils with a Food Organics and Garden Organics (FOGO) solution. A contract is expected to be agreed in 2025.
Build the circular economy within the district	MRC continues to advocate through the Green Deal Alliance for the development of a FOGO product market, to promote opportunities for the development of the necessary FOGO infrastructure required to allow its member councils to comply with the Waste Avoidance and Resource Recovery Strategy 2030. MRC is an active participant of the WMRR WA Branch who acts as an advocate on behalf of the waste industry to support circular economy objectives. Investigations are underway to provide options for the potential redesign of the Tamala Park site's Transfer Station to accommodate alternative revenue generating opportunities in a small materials recycling facility, expected to be completed by June 2025.
Maximise use of MRC's assets and technical capabilities	The actions highlighted in the draft Tamala Park Critical Infrastructure Plan will assist administration in the development of a Post Closure Management Plan, expected mid to late 2025.

Objective 3: Deliver best practice governance process and structures	
Maintain efficient and equitable governance	The development of a new Establishment Agreement is pending the current contract negotiations for the FOGO processing solution.
Ensure responsible use of organisational resources	MRC's integrated planning framework, audit programs, policy documents, risk management systems and Corporate Business Plan (CBP) reporting are all in place and on track. A new procurement management framework has been implemented and a new contractor management system is due for implementation towards the end of 2024.
Retain financial sustainability with a commercial focus	MRC's Long Term Financial Plan was reviewed and endorsed by council 27/06/2024. With the adoption of the Strategic Corporate Plan and CBP, alternative revenue generating opportunities will be considered in the following period with a plan to support greener supply chains.

Corporate Business Plan - Performance

Completed | In Progress - on track | In Progress - belated | Not Commenced | Scheduled for 2024/25

Key Actions	
1.1	**Operate waste management activities effectively**
1.1.1	Operate activities in line with licence conditions, as a minimum
	· Review landfill cell fill sequence plans quarterly, reported annual basis
	· Review Surface Water Management Plans quarterly, reported annual basis
	· Review fit for purpose landfill leachate management plans quarterly, reported annual basis
	· Establish an Odour Management Key Stakeholder (OMKS) working group.
1.1.2	Ensure infrastructure meets future needs and invest in emerging technologies
	· Establishment of a fit for purpose Strategic Fleet Management Plan (SFMP), solution
1.2	**Utilise the best practice waste diversion and resource recovery solutions**
1.2.1	Continually assess solutions used
	· Investigated opportunities to increase landfill airspace utilisation
	· Identify and access the highest resource recovery solutions for member councils key waste streams
	· Identify and develop processes and procedures to improve waste to landfill diversion rates
	· Implement a quarterly fleet and plant utilisation and maintenance reporting system
	· Monitor and continuously update quarterly fleet and plant utilisation and maintenance reports
	· Develop internal systems, which are consistent with the WA Government Fleet Policy and Guidelines, to document MRC's fleet related procedures and practices
1.3	**Maintain responsive business practices and systems**
1.3.1	Evaluate the effectiveness of systems and procedures in light of changing business requirements
	· Review market options for a facility management software system which integrates with Weighbridge functions
	· Implementation a facility management software system which integrates with Weighbridge functions
1.3.2	Ensure quality value proposition for members
	· Establish members key metrics for Tamala Park services.
	· Survey members views on Tamala Park services and develop recommendations report
1.4	**Promote the organisation's profile with external stakeholders**
1.4.1	Engage through formal industry memberships
	· Maintain relevant industry memberships to keep up with the trends in Waste Management
1.4.2	Broaden the MRC's wider industry profile through collaboration and partnership
	· Actively participate in the wider industry committees, advisory groups, workshops and seminars
	· Promote MRC and member council waste achievements / key activities / website links
	· Promote state waste reduction initiatives
1.4.3	Neighbourhood stakeholder engagement
	· Establish an Neighbourhood stakeholder communication plan
1.5	**Enhance organisational environmental sustainability**
1.5.1	Measure the MRC's environmental impact including carbon footprint
	· Develop report on the MRC's environmental impact and provide recommendation for improvement
1.5.2	Develop an implementation action plan to reduce the MRC's environmental impact
	· Develop an environmental sustainability action plan
1.5.3	Allocate budget to address implementation plan
	· Deliver environmental sustainable recommendations endorsed by Council

Corporate Business Plan - Performance

Completed | In Progress - on track | In Progress - belated | Not Commenced | Scheduled for 2024/25

Key Actions	
2.1	**Identify and access infrastructure for the resource recovery of member councils' materials in alignment with the state waste strategy**
2.1.1	Assess processing facilities within the district for the following streams (FOGO, Residual Waste, and Commingled Recyclables)
	· Research and identify alternative waste processing opportunities within the district
2.1.2	Deliver opportunities above, as resolved by Council
	· Deliver recommendations endorsed by Council
2.2	**Build the circular economy within the district**
2.2.1	Investigate potential and feasibility of other revenue generating resource recovery facilities within the district (Tamala Park, MRC Neerabup site, etc.)
	· Develop a waste resource flow model for MRC and its member councils
	· Develop Circular Economy Options Report for Tamala Park
	· Develop Circular Economy Options Report for Neerabup Site
	· Develop a Circular Economy Master Plan
2.2.2	Deliver opportunities above, as resolved by Council
	· Deliver circular economy Master Plan as endorsed by Council
2.2.3	MRC to advocate for the establishment of a circular economy
	· Support the member Councils advocacy for their circular economy objectives through digital platforms
2.2.4	Collaborate with external stakeholders including federal and state government, private sector, and not-for-profit sector
	· Utilise CEO forums to actively participate in the circular economy establishment within the wider industry
2.3	**Maximise use of MRC's assets and technical capabilities**
2.3.1	Future options appraisal of the Tamala Park site
	· Develop Future Use Feasibility Study for Tamala Park
2.3.2	Develop and agree a post-closure plan for the Tamala Park site
	· Develop and agree a post-closure plan for the Tamala Park site
2.3.3	Identify and deliver highest value outcome for the MRC's Neerabup site
	· Develop future use options report for Neerabup site.
	· Deliver Neerabup future use recommendations endorsed by Council

Corporate Business Plan - Performance

Completed | In Progress - on track | In Progress - belated | Not Commenced | Scheduled for 2024/25

Key Actions	
3.1 Maintain efficient and equitable governance	
3.1.1 New Establishment Agreement	
· Review of MRC Services and desired outcomes	
· Assessment of stakeholder arrangements	
3.1.2 Ensure compliance with all legislative, probity, and regulatory requirements	
· Review and deliver Integrated planning framework	
· Deliver External Reporting and Regulatory Audit Programs	
· Review the Risk Management Plan and Appetite Statement and maintain reporting systems	
· Introduce Corporate Business Plan periodical reporting to the Audit and Risk Committee	
· Introduce a Fraud and Misconduct Control and Resilience Policy	
3.2 Ensure responsible use of organisational resources	
3.2.1 Resources will be deployed in line with the objectives of the Strategic Community Plan	
· Develop project management framework.	
· Implement the contract management system	
· Review future infrastructure needs and emerging technologies	
· Strategically plan and manage MRC plant and equipment and fleet to gain the best value and efficiencies	
· Review and consolidate Tamala Park Waste management facility plans into one single master plan.	
· Implement a Pollution Incident Response Management Plan (PIRMP) and update the plan on an annual basis.	
· Review and update the Workforce Plan	
· Review and update the Asset Management Plan	
· Review and update the Long Term Financial Plan	
3.3 Retain financial sustainability with a commercial focus	
3.3.1 Operate in alignment with the organisation's Long Term Financial Plan	
· Review of MRC Services and desired outcomes	
· Review of previous Draft Establishment Agreement with consideration given to a regional authority model	
· Develop New Establishment Agreement for Council endorsement	
3.3.2 Explore opportunities for alternative revenue generation and return to members	
· Based on endorsed circular economy / commercial opportunities, maintaining positive unrestricted cash and investment balance	
3.3.3 Promote and support greener supply chains	
· Review and deliver procurement processes that support sustainable procurement objectives	

STOP

MINDARIE REGIONAL COUNCIL
FINANCIAL REPORT
For the year ended 30 June 2024

TABLE OF CONTENTS

Statement by the Chief Executive Officer	1
Independent Auditor's Report	2
Statement of Comprehensive Income	5
Statement of Financial Position	6
Statement of Changes in Equity	7
Statement of Cash Flows	8
Statement of Financial Activity	9
Index of the Notes to the Financial Report	10

The Mindarie Regional Council conducts the operations of a local government on behalf of its member councils.

Our Vision:
Collaborating for a regional circular economy.

Our Mission:
To deliver sustainable waste management options for members.

Principal place of business:
1700K Marmion Avenue, TAMALA PARK WA 6030.

MINDARIE REGIONAL COUNCIL
FINANCIAL REPORT
FOR THE YEAR ENDED 30 JUNE 2024

Local Government Act 1995
Local Government (Financial Management) Regulations 1996

Statement by the Chief Executive Officer

The accompanying financial report of Mindarie Regional Council has been prepared in compliance with the provisions of the *Local Government Act 1995* from proper accounts and records to present fairly the financial transactions for the reporting period ended 30 June 2024 and the financial position at 30 June 2024.

At the date of signing this statement the particulars included in the annual report are not misleading or inaccurate.

Signed on this 14th day of November 2024

Chief Executive Officer

Scott Cairns

Name of Chief Executive Officer

Auditor General

INDEPENDENT AUDITOR'S REPORT

2024

Mindarie Regional Council

To the Council of the Mindarie Regional Council

Opinion

I have audited the financial report of the Mindarie Regional Council (Council) which comprises:

- the statement of financial position as at 30 June 2024, the statement of comprehensive income, statement of changes in equity, statement of cash flows and statement of financial activity for the year then ended
- notes comprising a summary of material accounting policies and other explanatory information.

In my opinion, the financial report is:

- based on proper accounts and records
- presents fairly, in all material respects, the results of the operations of the Council for the year ended 30 June 2024 and its financial position at the end of that period
- in accordance with the *Local Government Act 1995* (the Act) and, to the extent that they are not inconsistent with the Act, Australian Accounting Standards.

Basis for opinion

I conducted my audit in accordance with Australian Auditing Standards. My responsibilities under those standards are further described in the Auditor's responsibilities for the audit of the financial report section below.

I believe that the audit evidence I have obtained is sufficient and appropriate to provide a basis for my opinion.

Other information

The Chief Executive Officer (CEO) is responsible for the preparation and the Council for overseeing the other information. The other information is the information in the entity's annual report for the year ended 30 June 2024, but not the financial report and my auditor's report.

My opinion on the financial report does not cover the other information and accordingly, I do not express any form of assurance conclusion thereon.

In connection with my audit of the financial report, my responsibility is to read the other information and, in doing so, consider whether the other information is materially inconsistent with the financial report or my knowledge obtained in the audit or otherwise appears to be materially misstated.

7th Floor Albert Facey House 469 Wellington Street Perth MAIL TO: Perth BC PO Box 8489 Perth WA 6849 TEL: 08 6557 7500

If, based on the work I have performed, I conclude that there is a material misstatement of this other information, I am required to report that fact. I did not receive the other information prior to the date of this auditor's report. When I do receive it, I will read it and if I conclude that there is a material misstatement in this information, I am required to communicate the matter to the CEO and Council and request them to correct the misstated information. If the misstated information is not corrected, I may need to retract this auditor's report and re-issue an amended report.

Responsibilities of the Chief Executive Officer and Council for the financial report

The Chief Executive Officer (CEO) of the Council is responsible for:

- keeping proper accounts and records
- preparation and fair presentation of the financial report in accordance with the requirements of the Act, the Regulations and Australian Accounting Standards
- managing internal control as required by the CEO to ensure the financial report is free from material misstatement, whether due to fraud or error.

In preparing the financial report, the CEO is responsible for:

- assessing the Council's ability to continue as a going concern
- disclosing, as applicable, matters related to going concern
- using the going concern basis of accounting unless the State Government has made decisions affecting the continued existence of the Council.

The Council is responsible for overseeing the Council's financial reporting process.

Auditor's responsibilities for the audit of the financial report

As required by the *Auditor General Act 2006*, my responsibility is to express an opinion on the financial report. The objectives of my audit are to obtain reasonable assurance about whether the financial report as a whole is free from material misstatement, whether due to fraud or error, and to issue an auditor's report that includes my opinion. Reasonable assurance is a high level of assurance but is not a guarantee that an audit conducted in accordance with Australian Auditing Standards will always detect a material misstatement when it exists.

Misstatements can arise from fraud or error and are considered material if, individually or in the aggregate, they could reasonably be expected to influence the economic decisions of users taken on the basis of the financial report. The risk of not detecting a material misstatement resulting from fraud is higher than for one resulting from error, as fraud may involve collusion, forgery, intentional omissions, misrepresentations or the override of internal control.

A further description of my responsibilities for the audit of the financial report is located on the Auditing and Assurance Standards Board website. This description forms part of my auditor's report and can be found at https://www.auasb.gov.au/auditors_responsibilities/ar4.pdf.

My independence and quality management relating to the report on the financial report

I have complied with the independence requirements of the *Auditor General Act 2006* and the relevant ethical requirements relating to assurance engagements. In accordance with ASQM 1 Quality Management for Firms that Perform Audits or Reviews of Financial Reports and Other Financial Information, or Other Assurance or Related Services Engagements, the Office of the Auditor General maintains a comprehensive system of quality management including documented policies and procedures regarding compliance with ethical requirements, professional standards and applicable legal and regulatory requirements.

Matters relating to the electronic publication of the audited financial report

This auditor's report relates to the financial report of the Mindarie Regional Council for the year ended 30 June 2024 included in the annual report on the Council's website. The Council's management is responsible for the integrity of the Council's website. This audit does not provide assurance on the integrity of the Council's website. The auditor's report refers only to the financial report. It does not provide an opinion on any other information which may have been hyperlinked to/from the annual report. If users of the financial report are concerned with the inherent risks arising from publication on a website, they are advised to contact the Council to confirm the information contained in the website version.



Grant Robinson
Assistant Auditor General Financial Audit
Delegate of the Auditor General for Western Australia
Perth, Western Australia
14 November 2024

MINDARIE REGIONAL COUNCIL
STATEMENT OF COMPREHENSIVE INCOME
FOR THE YEAR ENDED 30 JUNE 2024

	Note	2024 Budget $	2024 Actual $	2023 Actual $
Revenue				
Grants, subsidies and contributions	2(a)	4,656,518	4,656,518	4,224,742
Fees and charges	2(a)	32,832,723	32,299,325	33,210,686
Interest revenue	2(a)	1,659,800	3,098,542	1,512,800
Other revenue	2(a)	95,000	339,899	162,894
		39,244,041	40,394,284	39,111,122
Expenses				
Employee costs	2(b)	(5,536,680)	(5,735,844)	(4,707,843)
Materials and contracts	2(b)	(18,348,818)	(17,405,327)	(17,769,937)
Utility charges		(718,250)	(591,004)	(632,002)
Depreciation and amortisation	2(b)	(10,850,978)	(8,451,384)	(7,606,255)
Finance costs	2(b)	(1,097,123)	(1,255,386)	(1,074,941)
Insurance		(620,200)	(355,736)	(684,881)
Other expenditure	2(b)	(320,950)	(204,320)	(205,237)
		(37,492,999)	(33,999,001)	(32,681,096)
		1,751,042	6,395,283	6,430,026
Capital grants, subsidies and contributions		50,000	0	0
Profit on asset disposals		1,000	291,943	0
Loss on asset disposals		(350,756)	(10,662)	0
		(299,756)	281,281	0
Net result for the period		1,451,286	6,676,564	6,430,026
Other comprehensive income for the period				
Items that will not be reclassified subsequently to profit or loss				
Changes in asset revaluation surplus	16	0	1,287,255	10,263,654
Total other comprehensive income for the period		0	1,287,255	10,263,654
Total comprehensive income for the period		1,451,286	7,963,819	16,693,680

This statement is to be read in conjunction with the accompanying notes.

MINDARIE REGIONAL COUNCIL
STATEMENT OF FINANCIAL POSITION
AS AT 30 JUNE 2024

	Note	2024	2023 Restated*
		$	$
CURRENT ASSETS			
Cash and cash equivalents	3	21,681,423	20,262,141
Trade and other receivables	5	2,304,693	2,273,228
Other financial assets	4	54,604,800	40,495,910
Inventories	6	12,330	15,792
Other assets	7	823,442	1,226,341
TOTAL CURRENT ASSETS		79,426,688	64,273,412
NON-CURRENT ASSETS			
Property, plant and equipment	8(a)	34,467,151	31,577,144
Infrastructure	9(a)	63,000,575	62,543,977
Right-of-use assets	11(a)	5,650,725	6,203,572
TOTAL NON-CURRENT ASSETS		103,118,451	100,324,693
TOTAL ASSETS		182,545,139	164,598,105
CURRENT LIABILITIES			
Trade and other payables	12	4,485,948	4,144,896
Other liabilities	13	38,000	0
Lease liabilities	11(b)	680,492	628,560
Employee related provisions	14	821,751	754,925
Rehabilitation provisions*	15	10,544,209	8,428,278
TOTAL CURRENT LIABILITIES		16,570,400	13,956,659
NON-CURRENT LIABILITIES			
Lease liabilities	11(b)	5,702,532	6,161,220
Employee related provisions	14	88,800	141,000
Rehabilitation provisions*	15	19,504,778	11,624,416
TOTAL NON-CURRENT LIABILITIES		25,296,110	17,926,636
TOTAL LIABILITIES		41,866,510	31,883,295
NET ASSETS		140,678,629	132,714,810
EQUITY			
Retained deficit		(29,128,650)	(29,893,807)
Reserve accounts	27	25,404,778	19,493,371
Council contributions	17	89,085,726	89,085,726
Revaluation surplus	16	55,316,775	54,029,520
TOTAL EQUITY		140,678,629	132,714,810

*Refer to Note 23 for details regarding prior year error corrections.

This statement is to be read in conjunction with the accompanying notes.

MINDARIE REGIONAL COUNCIL
STATEMENT OF CHANGES IN EQUITY
FOR THE YEAR ENDED 30 JUNE 2024

	Note	Retained Deficit	Council Contributions	Reserve Accounts	Revaluation Surplus	Total Equity
		$	$	$	$	$
Balance as at 1 July 2022		**(35,597,552)**	**89,085,726**	**18,767,090**	**43,765,866**	**116,021,130**
Comprehensive income for the period						
Net result for the period		6,430,026	0	0	0	6,430,026
Other comprehensive income for the period	16	0	0	0	10,263,654	10,263,654
Total comprehensive income for the period		6,430,026	0	0	10,263,654	16,693,680
Transfer from reserve accounts	27	98,550	0	(98,550)	0	0
Transfer to reserve accounts	27	(824,831)	0	824,831	0	0
Balance as at 30 June 2023		**(29,893,807)**	**89,085,726**	**19,493,371**	**54,029,520**	**132,714,810**
Comprehensive income for the period						
Net result for the period		6,676,564	0	0	0	6,676,564
Other comprehensive income for the period	16	0	0	0	1,287,255	1,287,255
Total comprehensive income for the period		6,676,564	0	0	1,287,255	7,963,819
Transfer from reserve accounts	27	583,238	0	(583,238)	0	0
Transfer to reserve accounts	27	(6,494,645)	0	6,494,645	0	0
Balance as at 30 June 2024		**(29,128,650)**	**89,085,726**	**25,404,778**	**55,316,775**	**140,678,629**

This statement is to be read in conjunction with the accompanying notes.

MINDARIE REGIONAL COUNCIL
STATEMENT OF CASH FLOWS
FOR THE YEAR ENDED 30 JUNE 2024

	Note	2024	2023
		$	$
CASH FLOWS FROM OPERATING ACTIVITIES			
Receipts			
Grants, subsidies, and contributions		4,656,518	4,224,742
Fees and charges		32,325,113	33,655,229
Interest revenue		3,133,051	939,304
Goods and services tax received		3,061,094	2,782,222
Other revenue		339,899	271,044
		43,515,675	41,872,541
Payments			
Employee costs		(5,704,745)	(4,776,643)
Materials and contracts		(16,720,971)	(17,328,430)
Utility charges		(591,004)	(632,002)
Finance costs		(324,573)	(331,820)
Insurance		(355,736)	(684,880)
Goods and services tax paid		(3,106,273)	(2,785,569)
Other expenditure		(204,320)	(466,879)
		(27,007,622)	(27,006,223)
Net cash provided by (used in) operating activities		16,508,053	14,866,318
CASH FLOWS FROM INVESTING ACTIVITIES			
Payments for purchases of property, plant and equipment	8(a)	(380,361)	(97,215)
Payments for construction of infrastructure	9(a)	(1,304,469)	(10,334)
Capital grants, subsidies and contributions		38,000	0
Proceeds for financial assets at amortised cost		(14,108,890)	(1,075,500)
Proceeds from sale of property, plant and equipment		1,293,291	0
Net cash provided by (used in) investing activities		(14,462,429)	(1,183,049)
CASH FLOWS FROM FINANCING ACTIVITIES			
Payments for principal portion of lease liabilities	26	(626,342)	(566,483)
Net cash provided by (used in) financing activities		(626,342)	(566,483)
Net increase (decrease) in cash held		1,419,282	13,116,786
Cash at beginning of year		20,262,141	7,145,355
Cash and cash equivalents at the end of the year	3	21,681,423	20,262,141

This statement is to read in conjunction with the accompanying notes.

MINDARIE REGIONAL COUNCIL
STATEMENT OF FINANCIAL ACTIVITY
FOR THE YEAR ENDED 30 JUNE 2024

	Note	2024 Budget	2024 Actual	2023 Actual
		$	$	$
OPERATING ACTIVITIES				
Revenue from operating activities				
Grants, subsidies, and contributions		4,656,518	4,656,518	4,224,742
Fees and charges		32,832,723	32,299,325	33,210,686
Interest revenue		1,659,800	3,098,542	1,512,800
Other revenue		95,000	339,899	162,894
Profit on asset disposals		1,000	291,943	0
		39,245,041	40,686,227	39,111,122
Expenditure from operating activities				
Employee costs		(5,536,680)	(5,735,844)	(4,707,843)
Materials and contracts		(18,348,818)	(17,405,327)	(17,769,937)
Utility charges		(718,250)	(591,004)	(632,002)
Depreciation		(10,850,978)	(8,451,384)	(7,606,255)
Finance costs		(1,097,123)	(1,255,386)	(1,074,941)
Insurance		(620,000)	(355,736)	(684,881)
Other expenditure		(320,950)	(204,320)	(205,237)
Loss on asset disposals		(350,756)	(10,662)	0
Loss on revaluation of non-current assets		0	0	(17,512)
		(37,843,755)	(34,009,663)	(32,698,608)
Non-cash amounts excluded from operating activities	25(a)	12,014,531	9,115,541	8,427,132
Amount attributable to operating activities		13,415,817	15,792,105	14,839,646
INVESTING ACTIVITIES				
Inflows from investing activities				
Capital grants, subsidies and contributions		50,000	0	0
Proceeds from disposal of assets		576,000	1,293,291	0
		626,000	1,293,291	0
Outflows from investing activities				
Purchase of property, plant and equipment	8(a)	(1,033,000)	(380,361)	(97,215)
Purchase of construction of infrastructure	9(a)	(9,019,000)	(1,304,469)	(10,334)
		(10,052,000)	(1,684,830)	(107,549)
Amount attributable to investing activities		(9,426,000)	(391,539)	(107,549)
FINANCING ACTIVITIES				
Inflows from financing activities				
Transfers from reserve accounts	27	1,215,000	583,238	98,550
		1,215,000	583,238	98,550
Outflows from financing activities				
Payments for principal portion of lease liabilities	26	(559,266)	(626,342)	(566,483)
Transfers to reserve accounts	27	(3,249,283)	(6,494,645)	(824,831)
		(3,808,549)	(7,120,987)	(1,391,314)
Amount attributable to financing activities		(2,593,549)	(6,537,749)	(1,292,764)
MOVEMENT IN SURPLUS OR DEFICIT				
Surplus or deficit at the start of the financial year	25(b)	37,989,480	40,635,145	27,195,812
Amount attributable to operating activities		13,415,817	15,792,105	14,839,646
Amount attributable to investing activities		(9,426,000)	(391,539)	(107,549)
Amount attributable to financing activities		(2,593,549)	(6,537,749)	(1,292,764)
Surplus or deficit	25(b)	39,385,748	49,497,962	40,635,145

This statement is to read in conjunction with the accompanying notes.

INDEX OF NOTES TO THE FINANCIAL REPORT

		Page
Note 1	Basis of Preparation	11
Note 2	Revenue and Expenses	14
Note 3	Cash and Cash Equivalents	16
Note 4	Other Financial Assets	17
Note 5	Trade and Other Receivables	17
Note 6	Inventories	18
Note 7	Other Assets	18
Note 8	Property, Plant and Equipment	19
Note 9	Infrastructure	22
Note 10	Fixed Assets	24
Note 11	Leases	26
Note 12	Trade and Other Payables	27
Note 13	Other Liabilities	28
Note 14	Employee Related Provisions	28
Note 15	Rehabilitation Provisions	29
Note 16	Revaluation Surplus	30
Note 17	Council Contributions	31
Note 18	Restrictions Over Financial Assets	31
Note 19	Undrawn Borrowing Facilities and Credit Standby Arrangements	31
Note 20	Contingent Liabilities	32
Note 21	Related Party Transactions	33
Note 22	Events Occurring After the End of the Reporting Period	35
Note 23	Prior Year Error Corrections	35
Note 24	Other Material Accounting Policies	36
Note 25	Determination of Surplus or Deficit	38
Note 26	Lease Liabilities	39
Note 27	Reserve Accounts	40
Note 28	Financial Activity Information and Member Charges	41

1 BASIS OF PREPARATION

The financial report of the Mindarie Regional Council (MRC) which is a Class 3 local government comprises general purpose financial statements which have been prepared in accordance with the *Local Government Act 1995* and accompanying regulations.

Local Government Act 1995 requirements
Section 6.4(2) of the *Local Government Act 1995* read with the *Local Government (Financial Management) Regulations 1996* prescribe that the financial report be prepared in accordance with the *Local Government Act 1995* and, to the extent that they are not inconsistent with the Act, the Australian Accounting Standards. The Australian Accounting Standards (as they apply to local governments and not-for-profit entities) and Interpretations of the Australian Accounting Standards Board were applied except for disclosure requirements of:

- AASB 7 Financial Instruments Disclosures
- AASB 16 Leases paragraph 58
- AASB 101 Presentation of Financial Statements paragraph 61
- AASB 107 Statement of Cash Flows paragraphs 43 and 45
- AASB 116 Property, Plant and Equipment paragraph 79
- AASB 137 Provisions, Contingent Liabilities and Contingent Assets paragraph 85
- AASB 1054 Australian Additional Disclosures paragraph 16

The *Local Government (Financial Management) Regulations 1996* specify that vested land is a right-of-use asset to be measured at cost, and is considered a zero cost concessionary lease. All right-of-use assets under zero cost concessionary leases are measured at zero cost rather than at fair value, except for vested improvements on concessionary land leases such as roads, buildings or other infrastructure which continue to be reported at fair value, as opposed to the vested land which is measured at zero cost. The measurement of vested improvements at fair value is a departure from AASB 16 which would have required the Mindarie Regional Council to measure any vested improvements at zero cost.

The *Local Government (Financial Management) Regulations 1996* provides that:

- land and buildings that are classified as property, plant and equipment; or
- infrastructure; or
- vested improvements that the local government controls;
  and are measured at reportable value, are only required to be revalued every five years. Revaluing these non-financial assets every five years is a departure from AASB 116 Property, Plant and Equipment, which would have required the MRC to assess at each reporting date whether the carrying amount of the above mentioned non-financial assets materially differs from their value and, if so, revalue the class of non-current assets.

Accounting policies which have been adopted in the preparation of this financial report have been consistently applied unless stated otherwise. Except for cash flow, the financial report has been prepared on the accrual basis and is based on historical costs, modified, where applicable, by the measurement at fair value of selected non-current assets, financial assets and liabilities.

There is no impact to the financial position of the Mindarie Regional Council (MRC) with regard to the above amendments to the FM Regulations as the MRC does not have any vested land.

The local government reporting entity
All funds through which the Mindarie Regional Council (MRC) controls resources to carry on its functions have been included in the financial statements forming part of this financial report. In the process of reporting on the Mindarie Regional Council (MRC) as a single unit, all transactions and balances between those funds (for example, loan and transfers between funds) have been eliminated.

1 BASIS OF PREPARATION (CONTINUED)

Critical accounting estimates and judgements
The preparation of a financial report in conformity with Australian Accounting Standards requires management to make judgements, estimates and assumptions that effect the application of policies and reported amounts of assets and liabilities, income and expenses.

The estimates and associated assumptions are based on historical experience and various other factors that are believed to be reasonable under the circumstances; the results of which form the basis of making the judgements about carrying values of assets and liabilities that are not readily apparent from other sources. Actual results may differ from these estimates.

As with all estimates the use of different assumptions could lead to material changes in the amounts reported in the financial report.

A key forecasting variable is the expected tonnes to landfill. Estimates of future tonnes have been based on the expected population growth forecasts for each of the member councils. There is inherent volatility in these estimates as they are subject to changes in consumer behaviour, advances in technology and intervention by State Government through mechanisms such as the landfill levy.

The balances, transactions and disclosures impacted by accounting estimates are as follows:

- estimated fair value of certain financial assets
- impairment of financial assets
- estimation of fair values of land and buildings, infrastructure and investment property
- estimation uncertainties made in relation to lease accounting
- measurement of employee benefits
- measurement of provisions
- estimated useful lives of non-current assets.

Fair value hierarchy information can be found in note 24(i).

Landfill Cells
There are three general components of landfill cell construction:
- Cell excavation and development,
- Cell liner costs, and
- Cell capping costs.

All cell excavation and development costs, cell liner costs and cell capping costs are capitalised and depreciated over the useful life of the cell, based on the volumetric consumption of the air space in the cell. Once a cell has been capped and is no longer available for use, the costs associated with the cell are written off.

Amortisation on excavation assets
The calculation of amortisation on the excavation assets is based on specific estimates and judgements on the total capital costs and capacity of the landfill site. The amortisation rate charged is reviewed regularly and is based on an average cost per tonne. The cost per tonne is arrived at after taking into account a standard engineering cost per cubic metre of landfill and the estimated density of the waste. The amortisation expense is arrived at by applying the amortisation rate to the actual tonnages sent to landfill during the period.

Rehabilitation Provision
The rehabilitation provision is based on specific estimates and judgements with regard to the rehabilitation of the landfill cells as and when they reach the end of their useful life. A periodic review of the provision is conducted and the provision altered to reflect the findings.

1 BASIS OF PREPARATION (CONTINUED)

Initial application of accounting standards
During the current year, the following new or revised Australian Accounting Standards and Interpretations were applied for the first time.

- AASB 2021-2 Amendments to Australian Accounting Standards - Disclosure of Accounting Policies or Definition of Accounting Estimates

This standard resulted in terminology changes relating to material accounting policies (formerly referred to as significant accounting policies).

New accounting standards for application in future years
The following new accounting standards will have application to local government in future years:

- AASB 2014-10 Amendments to Australian Accounting Standards - Sale or Contribution of Assets between an Investor and its Associate or Joint Venture
- AASB 2020-1 Amendments to Australian Accounting Standards - Classification of Liabilities as Current or Non-current
- AASB 2021-7c Amendments to Australian Accounting Standards - Effective Date of Amendments to AASB 10 and AASB 128 and Editorial Corrections [deferred AASB 10 and AASB 128 amendments in AASB 2014-10 apply]
- AASB 2022-5 Amendments to Australian Accounting Standards - Lease Liability in a Sale and Leaseback
- AASB 2022-6 Amendments to Australian Accounting Standards - Non-current Liabilities with Covenants

These amendments are not expected to have any material impact on the financial report on initial application.

- AASB 2022-10 Amendments to Australian Accounting Standards - Fair Value Measurement of Non-Financial Assets of Not-for-Profit Public Sector Entities

These amendments may result in changes to the fair value of non-financial assets. The impact is yet to be quantified.

- AASB 2023-1 Amendments to Australian Accounting Standards - Supplier Finance Arrangements

These amendments may result in additional disclosures in the case of applicable finance arrangements.

2 REVENUE AND EXPENSES

(a) Revenue

Contracts with customers

Recognition of revenue is dependent on the source of revenue and the associated terms and conditions associated with each source of revenue and recognised as follows:

Revenue Category	Nature of goods and services	When obligations typically satisfied	Payment terms	Returns / Refunds/ Warranties	Timing of revenue recognition
Contributions and reimbursements	Reimbursement of MRC's administration and governance expenses by members.	No obligation	Monthly in advance	None	Upon issue of invoice
Fees and charges – waste management entry fees	Waste treatment, recycling and disposal service at disposal sites	Single point in time	Payment in advance at gate or on normal trading terms if credit provided	None	On entry to facility
Gas Power Generation Income	Landfill gas (LFG) from the decomposition of organic material in landfills	Single point in time	Not applicable	None	On sale of renewable energy certificates

Consideration from contracts with customers is included in the transaction price.

Revenue Recognition
Revenue recognised during the year under each basis of recognition by nature of goods or services is provided in the table below:

For the year ended 30 June 2024

Nature	Contracts with customers	Other	Total
	$	$	$
Grants, subsidies and contributions	0	4,656,518	4,656,518
Fees and charges	27,223,436	5,075,889	32,299,325
Interest revenue	0	3,098,542	3,098,542
Other revenue	0	339,899	339,899
Total	27,223,436	13,170,848	40,394,284

2 REVENUE AND EXPENSES (continued)

(a) Revenue (continued)

For the year ended 30 June 2023

Nature	Contracts with customers	Other	Total
	$	$	$
Grants, subsidies and contributions	0	4,224,742	4,224,742
Fees and charges	25,785,524	7,425,162	33,210,686
Interest revenue	0	1,512,800	1,512,800
Other revenue	0	162,894	162,894
Total	25,785,524	13,325,598	39,111,122

	Note	2024	2023
		$	$
Fees and charges			
Member Council charges	28	26,496,811	24,861,274
Casual fees		5,075,889	7,425,162
Gas Power Generation income		615,415	816,100
Mattress disposal fees		111,210	108,150
		32,299,325	33,210,686
Interest revenue			
Interest on reserve account funds	27	1,059,210	537,926
Other interest revenue		2,039,332	974,874
		3,098,542	1,512,800

(b) Expenses

	2024	2023
	$	$
Auditors remuneration		
- Audit of the Annual Financial Report	137,500	125,818
- Additional prior year audit fees	0	25,200
	137,500	151,018
Employee costs		
Employee benefit costs	5,355,085	4,408,116
Other employee costs	380,759	299,727
	5,735,844	4,707,843
Materials and contracts		
Consultants and contracts	622,460	368,751
Communications and public consultation	11,170	31,134
Landfill expenses	1,319,672	1,244,379
Office expenses	272,826	196,107
Information systems expenses	269,344	238,196
Building maintenance	347,556	426,136
Plant and vehicles operating and hire	1,368,027	1,044,953
Government levies	12,779,832	13,958,639
External / internal audit fees	165,822	151,018
Legal expenses	248,618	110,624
	17,405,327	17,769,937

2 REVENUE AND EXPENSES (continued)

(b) Expenses (continued)

	Note	2024	2023
		$	$
Depreciation			
Buildings	8(a)	203,660	200,908
Buildings - RRF	8(a)	1,429,345	1,339,074
Furniture and Office Equipment	8(a)	17,667	18,917
Computing Equipment	8(a)	38,917	33,165
Vehicles and Mobile Plant	8(a)	247,765	291,208
Infrastructure	9(a)	329,783	329,178
Right-of-Use Asset	11(a)	772,434	737,427
RRF Infrastructure	9(a)	3,292,611	2,702,929
		6,332,182	5,652,806
Amortisation			
Excavation and Cell Development	9(a)	1,591,500	1,472,167
Rehabilitation Assets	9(a)	527,702	481,282
		2,119,202	1,953,449
Total depreciation and amortisation		**8,451,384**	**7,606,255**
Finance costs			
Interest and financial charges for lease liabilities	26	324,573	331,820
Provisions: unwinding of discount	15	930,813	743,121
		1,255,386	1,074,941
Other expenditure			
Bank charges		20,611	19,554
Doubtful and Bad Debts expense		9,118	122
Elected Member costs	21(a)	174,591	185,561
		204,320	205,237

3 CASH AND CASH EQUIVALENTS

	Note	2024	2023
		$	$
Cash at bank and on hand		21,681,423	20,262,141
Held as			
- Unrestricted cash and cash equivalents		21,643,423	20,262,141
- Restricted cash and cash equivalents	13	38,000	0
		21,681,423	20,262,141

MATERIAL ACCOUNTING POLICIES

Cash and cash equivalents

Cash and cash equivalents include cash on hand, cash at bank, deposits available on demand with banks and other short term highly liquid investments with original maturities of three months or less that are readily convertible to known amounts of cash and which are subject to an insignificant risk of changes in value.

Bank overdrafts are reported as short term borrowings in current liabilities in the statement of financial position.

Restricted financial assets

Restricted financial asset balances are not available for general use by the local government due to externally imposed restrictions. Restrictions are specified in an agreement, contract or legislation. This applies to reserve accounts, unspent grants, subsidies and contributions and unspent loans that have not been fully expended in the manner specified by the contributor, legislation or loan agreement and for which no liability has been recognised.

4 OTHER FINANCIAL ASSETS

	Note	2024	2023
		$	$
Current assets			
Financial assets at amortised cost		54,604,800	40,495,910
Other financial assets at amortised cost			
Term deposits		54,604,800	40,495,910
Held as			
- Unrestricted other financial assets at amortised cost		29,200,022	21,002,539
- Restricted financial assets (amortised cost)	27	25,404,778	19,493,371
		54,604,800	40,495,910

MATERIAL ACCOUNTING POLICIES

Other financial assets at amortised cost
The Council classifies financial assets at amortised cost if both of the following criteria are met:

- the asset is held within a business model whose objective is to collect the contractual cashflows, and

- the contractual terms give rise to cash flows that are solely payments of principal and interest.

Fair values of financial assets at amortised cost are not materially different to their carrying amounts, since the interest receivable on those assets is either close to current market rates or the assets are of a short term nature. Non-current financial assets at amortised cost fair values are based on discounted cash flows using a current market rates.

Interest received is presented under cashflows from operating activities in the Statement of Cash Flows where it is earned from financial assets that are held for cash management purposes.

5 TRADE AND OTHER RECEIVABLES

	2024	2023
	$	$
Current		
Trade receivables	2,159,372	1,976,494
Other receivables	0	208,666
GST receivable	145,321	88,068
	2,304,693	2,273,228

MATERIAL ACCOUNTING POLICIES

Trade receivables
Trade and other receivables include amounts due from member councils for waste processing and gate fees earned in the ordinary course of business.

Other Receivables
Other receivables are amounts receivables from contractual arrangements with third parties other than contracts with customers.

Measurement
Trade and other receivables are recognised initially at the amount of the transaction price, unless they contain a significant financing component, and are to be recognised at fair value.

Classification and subsequent measurement
Receivables which are generally due for settlement within 30 days are classified as current assets.

Trade and other receivables are held with the objective to collect the contractual cashflows and therefore the Council measures them subsequently at amortised cost using the effective interest rate method.

Due to the short term nature of current receivables, their carrying amount is considered to be the same as their fair value. Non-current receivables are indexed to inflation, any difference between the face value and fair value is considered immaterial.

6 INVENTORIES

	2024	2023
	$	$
Current		
Fuel	12,330	15,792

The following movements in inventories occurred during the year:

Balance at beginning of year	15,792	23,889
Net movement for the year	(3,462)	(8,097)
Balance at end of the year	12,330	15,792

MATERIAL ACCOUNTING POLICIES

General
Inventories are measured at the lower of cost and net realisable value.

Net realisable value is the estimated selling price in the ordinary course of business less the estimated costs of completion and the estimated costs to make the sale.

7 OTHER ASSETS

	2024	2023
	$	$
Current		
Prepayments	186,778	190,058
Accrued interest	625,869	660,378
Accrued income	10,795	375,905
	823,442	1,226,341

MATERIAL ACCOUNTING POLICIES

Other current assets
Other non-financial assets include prepayments which represent payments in advance of receipt of goods or services or that part of expenditure made in one accounting period covering a term extending beyond that period.

Accrued interest
Interest is accrued over the period in which it is earned. This is typically based on the effective interest rate and the outstanding principal amount of the financial asset.

8 PROPERTY, PLANT AND EQUIPMENT

(a) Movements in balances

Movements in balances of each class of property, plant and equipment between the beginning and the end of the current financial year.

	Land	Buildings - non-specialised	Building - resource recovery facility	Total land and buildings	Furniture and equipment	Plant and equipment	Computer equipment	Total property, plant and equipment
	$	$	$	$	$	$	$	$
Balance at 1 July 2022	9,250,000	3,508,743	16,531,100	29,289,843	56,752	4,560,140	99,449	34,006,184
Additions	0	25,279	0	25,279	0	54,835	17,101	97,215
Disposals	0	0	0	0	0	0	0	0
Revaluation increments / (decrements) transferred to revaluation surplus	550,000	(1,364,764)	898,475	83,711	0	0	0	83,711
Depreciation	0	(200,908)	(1,339,074)	(1,539,982)	(18,918)	(291,207)	(33,165)	(1,883,272)
Transfers	0	0	0	0	0	(726,694)	0	(726,694)
Balance at 30 June 2023	9,800,000	1,968,350	16,090,501	27,858,851	37,834	3,597,074	83,385	31,577,144
Comprises:								
Gross balance amount at 30 June 2023	9,800,000	1,968,350	16,090,501	27,858,851	145,404	3,888,282	398,030	32,290,567
Accumulated depreciation at 30 June 2023	0	0	0	0	(107,570)	(291,208)	(314,645)	(713,423)
Balance at 30 June 2023	9,800,000	1,968,350	16,090,501	27,858,851	37,834	3,597,074	83,385	31,577,144
Additions	0	0	0	0	0	380,361	0	380,361
Disposals	0	0	0	0	0	(1,012,010)	0	(1,012,010)
Revaluation increments / (decrements) transferred to revaluation surplus	5,275,000	0	0	5,275,000	0	0	0	5,275,000
Depreciation	0	(203,660)	(1,429,345)	(1,633,005)	(17,667)	(247,765)	(38,917)	(1,937,354)
Transfers	0	0	0	0	32,650	66,123	85,237	184,010
Balance at 30 June 2024	15,075,000	1,764,690	14,661,156	31,500,846	52,817	2,783,783	129,705	34,467,151
Comprises:								
Gross balance amount at 30 June 2024	15,075,000	1,968,350	16,090,501	33,133,851	178,054	3,016,912	483,267	36,812,084
Accumulated depreciation at 30 June 2024	0	(203,660)	(1,429,345)	(1,633,005)	(125,237)	(233,129)	(353,562)	(2,344,933)
Balance at 30 June 2024	15,075,000	1,764,690	14,661,156	31,500,846	52,817	2,783,783	129,705	34,467,151

8 PROPERTY, PLANT AND EQUIPMENT (continued)

(a) Movements in balances (continued)

At 30 June 2024, an independent valuer performed a desktop revaluation of land and building. The last on-site inspection of land and building by the independent valuer was performed during the year ending 30 June 2022. Material changes to some asset classes were subsequently revalued to fair value in line with the independent valuer's report, with the increase in fair value being reflected in a revaluation surplus account.

The Resource Recovery Facility (RRF) comprise the asset classes of Land and Buildings – Resource Recovery Facility (Note 8) and the Resource Recovery Facility (Note 9). These collectively total $77.85m.

Subsequent to taking legal ownership of the RRF, on 31 August 2021, the RRF continued to operate until 17 December 2021 to empty, clean and make safe all stationary plant and equipment in a manner that maintained its operational state. Since then, the MRC has continued to employ a Technical Officer who ensures the facility's operational viability.

Since 17 December 2021, the MRC, in collaboration with its member council administrations, has actively investigated and assessed options for the repurposing of the RRF as a Food Organic Green Organic (FOGO) facility, as below:

i) The MRC made an application for funding through the Commonwealth Government's Food Waste for Healthy Soils Fund to upgrade facets of the facility for its future use as a FOGO processing plant. The WA Minister for Environment supported the application.

ii) An in-principle State Government co-funding commitment has been offered to the MRC to repurpose the RRF. This commitment is subject to the appointment of a suitable facility operator, a formal funding commitment by MRC, and the MRC member councils providing FOGO services by 2025.

iii) MRC's Council endorsed the 2025 budget in July 2024 which includes costings for the continuation of the RRF's future operational site.

iv) MRC Council endorsed the publication of a tender for the provision of FOGO processing services at its Ordinary Council Meeting in September 2022. In alignment with Council's previous decision of September 2022, to publish a tender for FOGO Processing Services, that tender was thereafter published on 24 August 2023. The tender closed in November 2023. The tender documents propose the utilisation of the MRC's Neerabup facility, in alignment with the previous responses received from an Expression of Interest that was published in March 2022 and tenders considered by the Council in September 2024.

The MRC Council has continued to support the repurposing of the RRF asset and the publication of a tender. The MRC does not consider the RRF impaired at 30 June 2024. The Council at its ordinary meeting held in September 2024 endorsed the commencement of commercial discussions with the preferred tenderer, which commenced in October 2024.

8 PROPERTY, PLANT AND EQUIPMENT (continued)

(b) Carrying Amount Measurements

Asset Class	Fair Value Hierarchy	Valuation Technique	Basis of Valuation	Date of Last Valuation	Inputs Used
(i) Fair value					
Land and buildings					
Land	2	Market approach	Independent Valuer	June 2024	Level 2 valuation inputs were used to value land in freehold title as well as land used for special purposes which are restricted in use under current zoning rules. Sales prices of comparable land sites in close proximity are adjusted for differences in key attributes such as property size. The most significant inputs into this valuation approach are price per square metre.
Buildings – non-specialised	3	Cost approach using current replacement cost	Independent Valuer	June 2023	Price per square metre/market borrowing rate, adjusted for restricted use.
Buildings – Resource Recovery Facility	3	Cost approach using current replacement cost	Independent Valuer	June 2023	This required estimating the replacement cost for each building by componentising the buildings into significant parts with different useful lives and taking into account a range of factors. While the unit rates based on square metres could be supported from market evidence (level 2) other inputs (such as residual value, useful life, pattern of consumption and asset condition) required extensive professional judgement and impacted significantly on the final determination of fair value.

Level 3 inputs are based on assumptions with regards to future values and patterns of consumption utilising current information. If the basis of these assumptions were varied, they have the potential to result in a significantly higher or lower fair value measurement.

During the period there were no changes in the valuation techniques used by the local government to determine the fair value of property, plant and equipment using either level 2 or level 3 inputs.

(ii) Cost

Asset Class	Valuation Technique	Basis of Valuation	Date of Last Valuation	Inputs Used
Furniture and equipment	Not applicable	Cost	Not applicable	Not applicable
Plant and equipment	Not applicable	Cost	Not applicable	Not applicable

9 INFRASTRUCTURE

(a) Movements in Balances

Movement in the balances of each class of infrastructure between the beginning and the end of the current financial year.

	Resourse Recovery Facility	Excavation and Rehabilitation	Other Infrastructure	Other infrastructure – Work in Progress	Total infrastructure
	$	$	$	$	$
Balance at 1 July 2022	40,714,250	11,720,691	2,597,166	83,432	55,115,539
Additions	0	10,334	0	0	10,334
Disposals	0	0	0	0	0
Revaluation increments / (decrements) transferred to revaluation surplus	8,854,677	2,913,682	(86,268)	0	11,682,091
Depreciation / Amortisation	(2,702,929)	(1,953,449)	(329,178)	0	(4,985,556)
Transfers	726,694	23,957	54,350	(83,432)	721,569
Balance at 30 June 2023	47,592,692	12,715,215	2,236,070	0	62,543,977
Comprises:					
Gross balance amount at 30 June 2023	47,592,692	12,715,215	2,236,070	0	62,543,977
Accumulated depreciation / amortisation 30 June 2023	0	0	0	0	0
Balance at 30 June 2023	47,592,692	12,715,215	2,236,070	0	62,543,977
Additions	0	0	16,844	1,287,625	1,304,469
Disposals	0	0	0	0	0
Revaluation increments / (decrements) transferred to revaluation surplus	3,817,561	898,583	361,591	0	5,077,735
Depreciation / Amortisation	(3,292,611)	(2,119,202)	(329,783)	0	(5,741,596)
Transfers	0	1,101,591	0	(1,285,601)	(184,010)
Balance at 30 June 2024	48,117,642	12,596,187	2,284,722	2,024	63,000,575
Comprises:					
Gross balance amount at 30 June 2024	48,117,642	12,596,187	2,284,722	2,024	63,000,575
Accumulated depreciation / amortisation at 30 June 2024	0	0	0	0	0
Balance at 30 June 2024	48,117,642	12,596,187	2,284,722	2,024	63,000,575

9 INFRASTRUCTURE (continued)

(b) Carrying Amount Measurements

Asset Class	Fair Value Hierarchy	Valuation Technique	Basis of Valuation	Date of Last Valuation	Inputs Used
(i) Fair value					
Resource Recovery Facility	3	Cost approach using current replacement cost	Independent Valuer	June 2024	Construction costs and current condition, residual values and remaining useful life assessments inputs.
Excavation and Rehabilitation	3	Cost approach using current replacement cost	Independent Valuer	June 2024	Construction costs and current condition, residual values and remaining useful life assessments inputs.
Other infrastructure	3	Cost approach using current replacement cost	Independent Valuer	June 2024	Construction costs and current condition, residual values and remaining useful life assessments inputs

Level 3 inputs are based on assumptions with regards to future values and patterns of consumption utilising current information. If the basis of these assumptions were varied, they have the potential to result in a significantly higher or lower fair value measurement.

During the period there were no changes in the valuation techniques used to determine the fair value of infrastructure using level 3 inputs.

10 FIXED ASSETS

(a) Depreciation

Depreciation rates
Typical estimated useful lives for the different asset classes for the current and prior years are included in the table below:

Asset Class	Useful life
Buildings - non-specialised	5-20 years
Building - Resource Recovery Facility	13 years
Furniture and equipment	5 years
Plant and equipment	6 2/3 years
Computer equipment	3 Years
Infrastructure - Roads	20 years
Resource Recovery Facility	13 years
Excavation and Rehabilitation	% of actual usage
Other infrastructure	5-20 years
Right of Use Assets	lease period

Revision of useful lives of plant and equipment
The asset's residual values and useful lives are reviewed, and adjusted if appropriate, at the end of each reporting period.

MATERIAL ACCOUNTING POLICIES
Initial recognition

An item of property, plant and equipment or infrastructure that qualifies for recognition as an asset is measured at its cost.

Upon initial recognition, cost is determined as the amount paid (or other consideration given) to acquire the assets, plus costs incidental to the acquisition. The cost of non-current assets constructed by the MRC includes the cost of all materials used in construction, direct labour on the project and an appropriate proportion of variable and fixed overheads. For assets acquired at zero cost or otherwise significantly less than fair value, cost is determined as fair value at the date of acquisition.

Assets for which the fair value as at the date of acquisition is under $5,000 are not recognised as an asset in accordance with *Local Government (Financial Management) Regulation 17A(5)*. These assets are expensed immediately.

Where multiple individual low value assets are purchased together as part of a larger asset or collectively forming a larger asset exceeding the threshold, the individual assets are recognised as one asset and capitalised.

Individual assets that are land, buildings and infrastructure acquired between scheduled revaluation dates of the asset class in accordance with the MRC's revaluation policy, are recognised at cost and disclosed as being at reportable value.

Measurement after recognition

Plant and equipment including furniture and equipment and right-of-use assets (other than vested improvements) are measured using the cost model as required under *Local Government (Financial Management) Regulation 17A(2)*. Assets held under the cost model are carried at cost less accumulated depreciation and any impairment losses.

Reportable Value

In accordance with *Local Government (Financial Management)Regulation 17A(2)*, the carrying amount of nonfinancial assets that are land and buildings classified as property, plant and equipment, investment properties, infrastructure or vested improvements that the local government controls.

Reportable value for the purposes of *Local Government (Financial Management) Regulation 17A(4)* is the fair value of the asset at its last valuation date minus (to the extent applicable) the accumulated depreciation and any accumulated impairment losses in respect of tenon-financial asset subsequent to its last valuation date.

10 FIXED ASSETS (continued)

MATERIAL ACCOUNTING POLICIES (continued)

Revaluation
Land and buildings classified as property, plant and equipment, infrastructure or vested improvements that the local government controls and measured at reportable value, are only required to be revalued every five years in accordance with the regulatory framework. This includes buildings and infrastructure items which were pre-existing improvements (i.e. vested improvements) on land vested in the MRC.

Whilst the regulatory framework only requires a revaluation to occur at every five years, it also provides for the MRC to revalue earlier if it chooses to do so.

For land, buildings and infrastructure, increases in the carrying amount arising on revaluation of asset classes are credited to a revaluation surplus in equity.

Decreases that offset previous increases of the same class of asset are recognised against revaluation surplus directly in equity. All other decreases are recognised in profit or loss.

Subsequent increases are then recognised in profit or loss to the extent they reverse a net revaluation decrease previously recognised in profit or loss for the same class of asset.

Depreciation
The depreciable amount of all property, plant and equipment and infrastructure, are depreciated on a straight-line basis over the individual asset's useful life from the time the asset is held ready for use. Leasehold improvements are depreciated over the shorter of either the unexpired period of the lease or the estimated useful life of the improvements.

The assets residual values and useful lives are reviewed, and adjusted if appropriate, at the end of each reporting period.

Depreciation on revaluation
When an item of property, plant and equipment and infrastructure is revalued, any accumulated depreciation at the date of the revaluation is treated in one of the following ways:

(i) The gross carrying amount is adjusted in a manner that is consistent with the revaluation of the carrying amount of the asset.

(ii) Eliminated against the gross carrying amount of the asset and the net amount restated to the revalued amount of the asset.

Impairment
In accordance with *Local Government (Financial Management)Regulations 17A(4C)*, the MRC is not required to comply with AASB136 Impairment of Assets to determine the recoverable amount of its non-financial assets that are land or buildings classified as property, plant and equipment, infrastructure or vested improvements that the local government controls in circumstances where there has been an impairment indication of a general decrease in asset values.

In other circumstances where it has been assessed that one or more these non-financial assets are impaired, the asset's carrying amount is written down immediately to its recoverable amount if the asset's carrying amount is greater than its estimated recoverable amount.

Gains or losses on disposal
Gains and losses on disposals are determined by comparing proceeds with the carrying amount. These gains and losses are included in the statement of comprehensive income in the period in which they arise.

11 LEASES

(a) Right-of-Use Assets

Movement in the balance of each class of right-of-use asset between the beginning and the end of the current financial year.

	Tamala Park Site	Total Right-of-Use Assets
	$	$
Balance at 1 July 2022	6,476,940	6,476,940
Increase resulting from rent review and CPI adjustments	464,059	464,059
Depreciation	(737,427)	(737,427)
Balance at 30 June 2023	6,203,572	6,203,572
Gross balance amount at 30 June 2023	8,693,214	8,693,214
Accumulated depreciation at 30 June 2023	(2,489,641)	(2,489,641)
Balance at 30 June 2023	6,203,573	6,203,573
Increase resulting from rent review and CPI adjustments	219,586	219,586
Depreciation	(772,434)	(772,434)
Balance at 30 June 2024	5,650,725	5,650,725
Gross balance amount at 30 June 2024	8,912,800	8,912,800
Accumulated depreciation at 30 June 2024	(3,262,075)	(3,262,075)
Balance at 30 June 2024	5,650,725	5,650,725

The following amounts were recognised in the statement of comprehensive income during the period in respect of leases where the MRC is the lessee:

	Note	2024	2023
		$	$
Depreciation on right-of-use assets		(772,434)	(737,427)
Finance charge on lease liabilities	26	(324,573)	(331,820)
Total amount recognised in the statement of comprehensive income		(1,097,007)	(1,069,247)
Total cash outflow from leases		(950,916)	(898,302)

(b) Lease Liabilities

	Note	2024	2023
		$	$
Current		680,492	628,560
Non-current		5,702,532	6,161,220
	26	6,383,024	6,789,780

The lease liability relates to the land at 1700K Marmion Avenue, Tamala Park, WA 6030. The lease expires in 2032.

Secured liabilities and assets pledged as security
Lease liabilities are effectively secured, as the rights to the leased assets recognised in the financial statements revert to the lessor in the event of default.

11 LEASES (continued)

(b) Lease Liabilities (continued)

MATERIAL ACCOUNTING POLICIES

Leases
At inception of a contract, the Mindarie Regional Council assesses if the contract contains or is a lease. A contract is, or contains, a lease if the contract conveys the right to control the use of an identified asset for a period of time in exchange for consideration.

At the commencement date, a right-of-use asset is recognised at cost and lease liability at the present value of the lease payments that are not paid at that date. The lease payments are discounted using the interest rate implicit in the lease, if that rate can be readily determined. If that rate cannot be readily determined, the Mindarie Regional Council uses its incremental borrowing rate.

All contracts that are classified as short-term leases (i.e. a lease with a term of 12 months or less) and leases of low value assets are recognised as an operating expense on a straight-line basis over the term of the lease.

Details of individual lease liabilities required by regulations are provided at Note 26.

Right-of-Use Assets - measurement
Right-of-use assets are measured at cost. All right-of-use assets (other than vested improvements) under zero cost concessionary leases are measured at zero cost (i.e. not recognised in the Statement of Financial Position). The exception is vested improvements on concessionary land leases such as roads, buildings or other infrastructure which are reported at fair value.

Right-of-Use Assets – depreciation
Right-of-use assets are depreciated over the lease term or useful life of the underlying asset, whichever is the shorter. Where a lease transfers ownership of the underlying asset, or the cost of the right-of-use asset reflects that the Mindarie Regional Council anticipates to exercise a purchase option, the specific asset is depreciated over the useful life of the underlying asset.

12 TRADE AND OTHER PAYABLES

	2024	2023
Current	**$**	**$**
Sundry creditors	3,813,369	3,435,041
Accrued payroll liabilities	56,729	40,256
ATO liabilities	301,716	289,642
Accrued expenses	314,134	379,957
	4,485,948	4,144,896

MATERIAL ACCOUNTING POLICIES

Financial liabilities
Financial liabilities are initially recognised at fair value when the Mindarie Regional Council becomes a party to the contractual provisions of the instrument.

Non-derivative financial liabilities (excluding financial guarantees) are subsequently measured at amortised cost.

Financial liabilities are derecognised where the related obligations are discharged, cancelled or expired. The difference between the carrying value amount of the financial liability extinguished or transferred to another party and any consideration paid, including the transfer of non-cash assets or liabilities assumed, is recognised in profit or loss.

Trade and other payables
Trade and other payables represent liabilities for goods and services provided to the Mindarie Regional Council prior to the end of the financial year that are unpaid and arise when the Mindarie Regional Council becomes obliged to make future payments in respect of the purchase of these goods and services. The amounts are unsecured, are recognised as a current liability and are usually paid within 30 days of recognition. The carrying amounts of trade and other payables are considered to be the same as their fair values, due to their short-term nature.

13 OTHER LIABILITIES

	2024	2023
Current	**$**	**$**
Capital grant / contribution liabilities	38,000	0
Reconciliation of changes in capital grant / contribution liabilities		
Opening balance	0	0
Additions	38,000	0
Closing balance	38,000	0
Expected satisfaction of capital grant / contribution liabilities		
Less than 1 year	38,000	0
	38,000	0

MATERIAL ACCOUNTING POLICIES

Capital grant / contribution liabilities
Capital grant / contribution liabilities represent the MRC's obligations to construct recognisable non-financial assets to identified specifications to be controlled by the MRC which are yet to be satisfied. Capital grant / contribution liabilities are recognised as income when the obligations in the contract are satisfied.

Fair values for non-current capital grant / contribution liabilities, not expected to be extinguished within 12 months, are based on discounted cash flows of expected cashflows to satisfy the obligations using a current borrowing rate. They are classified as level 3 fair values in the fair value hierarchy (see Note 24(i)) due to the unobservable inputs, including own credit risk.

14 EMPLOYEE RELATED PROVISIONS

Employee Related Provisions	**2024**	**2023**
Current provisions	**$**	**$**
Employee benefit provisions		
Annual Leave	340,669	303,980
Long Service Leave	244,128	254,353
Other Employee Leave Provision	188,260	165,131
	773,057	723,464
Other provisions		
Employment on-costs	48,694	31,461
Total current employee related provisions	821,751	754,925
Non-current provisions		
Long Service Leave	83,912	141,000
Other provisions		
Employment on-costs	4,888	0
Total non-current employee related provisions	88,800	141,000
Total employee related provisions	910,551	895,925

Provision is made for benefits accruing to employees in respect of wages and salaries, annual leave and long service leave and associated on costs for services rendered up to the reporting date and recorded as an expense during the period the services are delivered.

Annual leave liabilities are classified as current, as there is no unconditional right to defer settlement for at least 12 months after the end of the reporting period.

14 EMPLOYEE RELATED PROVISIONS (continued)

MATERIAL ACCOUNTING POLICIES

Employee benefits
The Mindarie Regional Council's obligations for employees' annual leave, long service leave and other employee leave entitlements are recognised as employee related provisions in the Statement of Financial Position.

Short-term employee benefits
Provision is made for the Mindarie Regional Council's obligations for short-term employee benefits. Short-term employee benefits are benefits (other than termination benefits) that are expected to be settled wholly before 12 months after the end of the annual reporting period in which the employees render the related service, including wages, salaries and sick leave. Short-term employee benefits are measured at the (undiscounted) amounts expected to be paid when the obligation is settled.

The Mindarie Regional Council's obligations for short-term employee benefits such as wages, salaries and sick leave are recognised as a part of current trade and other payables in the statement of financial position.

Other long-term employee benefits
Long-term employee benefits provisions are measured at the present value of the expected future payments to be made to employees. Expected future payments incorporate anticipated future wage and salary levels, durations of service and employee departures and are discounted at rates determined by reference to market yields at the end of the reporting period on government bonds that have maturity dates that approximate the terms of the obligations. Any remeasurements for changes in assumptions of obligations for other long-term employee benefits are recognised in profit or loss in the periods in which the changes occur.

The Mindarie Regional Council's obligations for long-term employee benefits are presented as non-current provisions in its statement of financial position, except where the Mindarie Regional Council does not have an unconditional right to defer settlement for at least 12 months after the end of the reporting period, in which case the obligations are presented as current provisions.

15 REHABILITATION PROVISIONS

	Make good provision	Total*
	$	$
Balance at 1 July 2022	17,807,424	17,807,424
Revaluation increase / (decrement)	1,502,149	1,502,149
Charged to profit or loss		
- unwinding of discount	743,121	743,121
Balance at 30 June 2023	20,052,694	20,052,694
Comprises		
Current provisions	8,428,278	8,428,278
Non-current provisions	11,624,416	11,624,416
Balance at 30 June 2023	20,052,694	20,052,694
Revaluation increase / (decrement)	9,065,480	9,065,480
Charged to profit or loss		
- unwinding of discount	930,813	930,813
Balance at 30 June 2024	30,048,987	30,048,987
Comprises		
Current provisions	10,544,209	10,544,209
Non-current provisions	19,504,778	19,504,778
Balance at 30 June 2024	30,048,987	30,048,987

*The comparative balance for 2023 has been restated. Refer to Note 23 for details regarding prior year error corrections.

Provisions for restoration, rehabilitation, and site monitoring costs
Provisions are recognised when the Mindarie Regional Council has a present legal or constructive obligation, as a result of past events, for which it is probable that an outflow of economic benefits will result and that outflow can be reliably measured.

15 REHABILITATION PROVISIONS (continued)

Future capping expenditure
The liability for estimated future capping expenditure is provided for through a rehabilitation provision on a phase-by-phase basis and is discounted to its present value, with the unwinding of the discount being charged to the statement of comprehensive income within the finance cost. The discounted present value of the future capping expenditure is also capitalised as part of the rehabilitation asset and is amortised on a straight-line basis. Changes in estimates are recognised prospectively with corresponding adjustments to the provision and associated costs.

16 REVALUATION SURPLUS

	2024	2023
	$	$
Land – freehold land		
Opening balance	7,141,873	6,591,873
Movements	5,275,000	550,000
Closing balance	12,416,873	7,141,873
Buildings – non-specialised		
Opening balance		
Movements	2,022,856	3,387,620
Closing balance	0	(1,364,764)
	2,022,856	2,022,856
Building – Resource Recovery Facility		
Opening balance	8,705,008	7,806,533
Movements	0	898,475
Closing balance	8,705,008	8,705,008
Furniture and equipment		
Opening balance	337,230	337,230
Movements	0	0
Closing balance	337,230	337,230
Plant and equipment		
Opening balance	304,797	304,797
Movements	0	0
Closing balance	304,797	304,797
Computer equipment		
Opening balance	628,917	628,917
Movements	0	0
Closing balance	628,917	628,917
Excavation and Rehabilitation		
Opening balance	8,553,801	7,142,268
Movements	(8,166,897)	1,411,533
Closing balance	386,904	8,553,801
Resource Recovery Facility and Other Infrastructure		
Opening balance	26,335,038	17,566,628
Movements	4,179,152	8,768,410
Opening balance	30,514,190	26,335,038
	55,316,775	54,029,520
Summary		
Opening balance	54,029,520	43,765,866
Movements	1,287,255	10,263,654
Closing balance	55,316,775	54,029,520

17 COUNCIL CONTRIBUTIONS

		2024	2023
	%	$	$
City of Wanneroo	16.67	14,847,625	14,847,625
City of Joondalup	16.67	14,847,625	14,847,625
City of Stirling	33.33	29,695,240	29,695,240
City of Perth	8.33	7,533,618	7,533,618
City of Vincent	8.33	7,387,206	7,387,206
Town of Cambridge	8.33	7,387,206	7,387,206
Town of Victoria Park	8.33	7,387,206	7,387,206
		89,085,726	89,085,726

Cities of Joondalup, Wanneroo, Stirling, Perth and Vincent and Towns of Cambridge and Victoria Park are participants in the Mindarie Regional Council (MRC), each member council's equity in the net assets of the MRC is represented as per the Constitution agreement (dated 25 November 1996).

In 2005 a piece of land in Neerabup was acquired. Portion of land cost was calculated according to the share of member councils' equity and a portion that related to the interest on borrowings was calculated in accordance with the tonnage at the time (2005) resulting in the variation in their actual contribution values reported in the above table.

18 RESTRICTIONS OVER FINANCIAL ASSETS

	Note	2024	2023
		$	$
The following classes of financial assets have restrictions imposed by regulations or other externally imposed requirements which limit or direct the purpose for which resources may be used:			
- Cash and cash equivalents	3	21,681,423	20,262,141
- Financial assets at amortised cost	4	54,604,800	40,495,910
		76,286,223	60,758,051
The restricted financial assets are a result of the following specific purposes to which the assets may be used:			
Restricted reserve accounts	27	25,404,778	19,493,371
Capital grant liabilities	13	38,000	0
Total restricted financial assets		25,442,778	19,493,371

19 UNDRAWN BORROWING FACILITIES AND CREDIT STANDBY ARRANGEMENTS

	2024	2023
	$	$
Credit card limit	100,000	50,000
Credit card balance at balance date	0	(10,845)
Total amount of credit used	100,000	39,155

20 CONTINGENT LIABILITIES

The 2021 Mandatory Auditor's Report (MAR) report recommended that further works were required to close out the following:

i) The adequacy of the landfill gas monitoring network including confirmation of screening intervals.

ii) Assessment of the potential for off-site migration of landfill gas particularly with relation to preferential pathways.

iii) Ongoing assessment of landfill gas and groundwater as part of an ongoing site management plan to inform long-term trends and to inform the need or otherwise for mitigation measures.

iv) The MAR noted further long-term assessment of Perfluoroalkyl and Polyfluoroalkyl Substances (PFAS) (in addition to other Contaminant of Potential Concern (COPCs) in groundwater including arsenic, nickel, ammonia, benzene and pathogens) would be appropriate.

The October 2023 MAR reported on those further investigations completed and provides an update on the conditions of the source site and affected site.

The purpose of the October 2023 MAR audit was to:

i) Confirm that the investigations undertaken adequately characterized the contamination status of the site.

ii) Confirm whether potentially significant risks to human health, the environment or environmental values exist on-site or off-site.

iii) Confirm the suitability of the site for the current and proposed land uses.

iv) Recommend a site classification under the Contaminated Sites Act 2003.

The MAR auditor determined, based on the analysis contained in the assessed reports, that:

i) Source Site: Remains suitable for ongoing use as a Class II landfill, subject to implementation of a site management plan to prevent exposure to landfill gas, soil and groundwater contamination.

ii) Affected Site: Remains suitable for current use as a development "buffer zone." The site is situated to the north of the MRC landfill.

The October 2023 MAR report summary of findings for the Source and Affected sites are listed below:

<u>Source Site:</u>

i) Soil – No soil investigations were completed in 2021 and 2023.

ii) Groundwater – Groundwater results indicate impact to aquifer immediately below the landfill. Elevated levels of contaminants were above the relevant drinking water guidelines, some also exceeded the criteria for non-potable water use. No COPCs were detected in samples collected from the onsite abstraction bore above the non-potable criteria.

iii) Landfill gas – The site is considered capable of generating a significant quantity of landfill gases and vapours. Methane was detected at elevated levels in boreholes outside the waste mass and along the northern wall of the landfill. The extraction system appears to be effectively mitigating methane with negligible detections outside of the extraction well network. There are indications of fugitive emissions through damages areas of the cap which would require repair and maintenance.

<u>Affected Site:</u>

i) Groundwater results indicate some contaminants above the relevant drinking water guidelines but were below criteria for non-potable water uses. Certain COPCs detected above drinking water criteria were considered to be a reflection of natural site conditions.

ii) No methane has been recorded in recent events at monitoring wells outside the site boundary.

20 CONTINGENT LIABILITIES (continued)

Site Management plan (SMP)
A SMP was developed and received by the MRC in May 2020 and updated in May 2022. The SMP was required to provide a management plan for the site to ensure that potential hazards associated with soil, landfill gas, and groundwater contaminants are appropriately managed for the site's continued use as a landfill facility and leachate management. There are no "results" associated with this SMP, it is an ongoing document that continues to evolve to address the comprehensive management of landfill gas and groundwater in light of the most recent information obtained from periodic tests results.

The October 2023 MAR report concludes that:

i) The auditor is satisfied that the information contained in the reviewed reports, considered as a whole, is sufficient to inform the current site and surrounding site condition and restrictions that may be applicable.

ii) Expectations of concerted effort to improve future reporting and reports to comply with relevant standards and guidelines.

iii) The assessments were sufficient to define the potential extents and types of contaminated media with an appropriate level of confidence.

iv) Investigation methodologies were sufficient to assess and manage risk.

v) Ongoing assessment of landfill gas and groundwater as part of an ongoing Site Management Plan should be undertaken to inform long-term trends and to inform the need or otherwise for mitigation measures.

The MRC Contaminated Site Approved Auditor recommended that MRC should continue to provide the auditor with updated information as it becomes available (i.e. at least a 6 monthly update following sampling and annual reporting, (plus immediate notification if things change). Communication received on 3 May 2024 stated, “as there has been no change in the risk profile and nothing to indicate that restrictions should change, a MAR should be submitted in 2025 following 2 years of monitoring.”

21 RELATED PARTY TRANSACTIONS

(a) Elected Member Remuneration

	2024 Budget	2024 Actual	2023 Actual
	$	$	$
Fees, expenses and allowances paid or reimbursed to elected council members			
Chairperson’s annual allowance	20,900	20,454	20,448
Chairperson’s meeting attendance fees	16,500	16,511	16,108
Chairperson’s annual allowance – ICT expenses	1,192	1,040	1,000
	38,592	38,005	37,556
Deputy Chairperson’s annual allowance	5,800	4,468	4,569
Deputy Chairperson’s meeting attendance fees	11,000	10,008	10,300
Deputy Chairperson’s annual allowance – ICT expenses	1,192	947	1,000
	17,992	15,423	15,869
All other members’ meeting attendance fees	110,000	106,926	107,066
All other member’s annual allowance – ICT expenses	11,916	12,051	10,202
All other member’s travel and accommodation expenses	0	2,186	14,868
	121,916	121,163	132,136
Elected Member Remuneration	178,500	174,591	185,561

21 RELATED PARTY TRANSACTIONS (continued)

(b) Key Management Personnel (KMP) Compensation

	2024 Actual $	2023 Actual $
The total of compensation paid to KMP of the Mindarie Regional Council during the year are as follows:		
Short-term employee benefits	544,163	386,872
Post-employment benefits	86,318	65,415
Employee – other long-term benefits	67,634	81,651
Council member costs	174,591	185,561
	872,706	719,499

Short-term employee benefits
These amounts include all salary and fringe benefits awarded to KMP except for details in respect to fees and benefits paid to council members which may be separately found in the table above.

Post-employment benefits
These amounts are the current-year's cost of the Mindarie Regional Council's superannuation contributions made during the year.

Other long-term benefits
These amounts represent annual leave and long service leave entitlements accruing during the year.

Council member costs
These amounts represent payments of member fees, expenses, allowances and reimbursements during the year.

Transactions with related parties
Transactions between related parties and the Mindarie Regional Council are on normal commercial terms and conditions, no more favourable that those available to other parties, unless otherwise stated.

No outstanding balances or provisions for doubtful debts or guarantees exist in relation to related parties at year end.

	2024 Actual $	2023 Actual $
In addition to KMP compensation above the following transactions occurred with related parties:		
Sale of goods and services	37,230,192	30,134,001
Purchase of goods and services	1,164,762	1,001,109
Amounts outstanding from related parties:		
Trade and other receivables	1,791,545	1,609,234
Amounts payable to related parties:		
Trade and other payables	47,033	18,742

21 RELATED PARTY TRANSACTIONS (continued)

(b) Key Management Personnel (KMP) Compensation (continued)

Related Parties
The Mindarie Regional Council's main related parties are as follows:

(i) Key management personnel
Any person(s) having authority and responsibility for planning, directing and controlling the activities of the entity, directly or indirectly, including any council member, are considered key management personnel and are detailed in Notes 21(a) and 21(b).

(ii) Other Related Parties
There is no person or entity identified as other related parties.

Any entity that is controlled by or over which KMP, or close family members of KMP, have authority and responsibility for planning, directing and controlling the activity of the entity, directly or indirectly, are considered related parties in relation to the Mindarie Regional Council (MRC).

Outside of normal citizen type transactions with the Mindarie Regional Council, there were no other related party transactions involving key management personnel and/or their close family members and/or their controlled (or jointly controlled) entities.

(iii) Entities subject to significant influence by the Mindarie Regional Council
There were no such entities requiring disclosure during the current or previous year.

22 EVENTS OCCURRING AFTER THE END OF THE REPORTING PERIOD

On 26th September 2024, the Mindarie Regional Council endorsed the commencement of commercial discussions with the preferred tenderer for the operation of the Resource Recovery Facility. Refer to Note 8 for additional information.

23 PRIOR YEAR ERROR CORRECTIONS

The total rehabilitation provision for 2022/23 of $20,052,694 was presented as a non-current liability. This position has been restated in the 2023/24 financial report to recognise the current portion of the rehabilitation provision. The correction has no impact to the overall total provision stated.

The abovementioned has been corrected by restating the following affected line items of the prior year figures as at 30 June 2023 as follows:

Statement of Financial Position	Previous stated balance	Correction	Restated balance
	$	$	$
Current Liabilities			
Rehabilitation provisions	0	8,428,278	8,428,278
Non-Current Liabilities			
Rehabilitation provisions	20,052,694	(8,428,278)	11,624,416

24 OTHER MATERIAL ACCOUNTING POLICIES

(a) Goods and services tax (GST)

Revenues, expenses and assets are recognised net of the amount of GST, except where the amount of GST incurred is not recoverable from the Australian Taxation Office (ATO).

Receivables and payables are stated inclusive of GST receivable or payable. The net amount of GST recoverable from, or payable to, the ATO is included with receivables or payables in the statement of financial position.

Cash flows are presented on a gross basis. The GST components of cash flows arising from investing or financing activities which are recoverable from, or payable to, the ATO are presented as operating cash flows.

(b) Current and non-current classification

The asset or liability is classified as current if it is expected to be settled within the next 12 months, being the Mindarie Regional Council's operational cycle. In the case of liabilities where the Mindarie Regional Council does not have the unconditional right to defer settlement beyond 12 months, such as vested long service leave, the liability is classified as current even if not expected to be settled within the next 12 months. Inventories held for trading are classified as current or non-current based on the Mindarie Regional Council's intentions to release for sale.

(c) Rounding off figures

All figures shown in this annual financial report, other than a rate in the dollar, are rounded to the nearest dollar. Amounts are presented in Australian Dollars.

(d) Comparative figures

Where required, comparative figures have been adjusted to conform with changes in presentation for the current financial year.

When the Mindarie Regional Council applies an accounting policy retrospectively, makes a retrospective restatement or reclassifies items in its financial statements that has a material effect on the statement of financial position, an additional (third) Statement of Financial Position as at the beginning of the preceding period in addition to the minimum comparative financial report is presented.

(e) Budget comparative figures

Unless otherwise stated, the budget comparative figures shown in this annual financial report relate to the original budget estimate for the relevant item of disclosure.

(f) Superannuation

The Mindarie Regional Council contributes to a number of Superannuation Funds on behalf of employees. All funds to which the Mindarie Regional Council contributes are defined contribution plans.

(g) Fair value of assets and liabilities

Fair value is the price that the Mindarie Regional Council would receive to sell the asset or would have to pay to transfer a liability, in an orderly (i.e. unforced) transaction between independent, knowledgeable and willing market participants at the measurement date.

As fair value is a market-based measure, the closest equivalent observable market pricing information is used to determine fair value. Adjustments to market values may be made having regard to the characteristics of the specific asset or liability. The fair values of assets that are not traded in an active market are determined using one or more valuation techniques. These valuation techniques maximise, to the extent possible, the use of observable market data.

To the extent possible, market information is extracted from either the principal market for the asset or liability (i.e. the market with the greatest volume and level of activity for the asset or liability) or, in the absence of such a market, the most advantageous market available to the entity at the end of the reporting period (i.e. the market that maximises the receipts from the sale of the asset after taking into account transaction costs and transport costs).

For non-financial assets, the fair value measurement also takes into account a market participant's ability to use the asset in its highest and best use or to sell it to another market participant that would use the asset in its highest and best use.

24 OTHER MATERIAL ACCOUNTING POLICIES (continued)

(h) Interest revenue

Interest revenue is calculated by applying the effective interest rate to the gross carrying amount of a financial asset measured at amortised cost except for financial assets that subsequently become credit-impaired. For credit-impaired financial assets the effective interest rate is applied to the net carrying amount of the financial asset (after deduction of the loss allowance).

(i) Fair value hierarchy

AASB 13 requires the disclosure of fair value information by level of the fair value hierarchy, which categorises fair value measurement into one of three possible levels based on the lowest level that an input that is significant to the measurement can be categorised into as follows:

Level 1 - Measurements based on quoted prices (unadjusted) in active markets for identical assets or liabilities that the entity can access at the measurement date.

Level 2 - Measurements based on inputs other than quoted prices included in Level 1 that are observable for the asset or liability, either directly or indirectly.

Level 3 - Measurements based on unobservable inputs for the asset or liability.

The fair values of assets and liabilities that are not traded in an active market are determined using one or more valuation techniques. These valuation techniques maximise, to the extent possible, the use of observable market data. If all significant inputs required to measure fair value are observable, the asset or liability is included in Level 2. If one or more significant inputs are not based on observable market data, the asset or liability is included in Level 3.

Valuation techniques
The Mindarie Regional Council selects a valuation technique that is appropriate in the circumstances and for which sufficient data is available to measure fair value. The availability of sufficient and relevant data primarily depends on the specific characteristics of the asset or liability being measured. The valuation techniques selected by the Mindarie Regional Council are consistent with one or more of the following valuation approaches:

Market approach
Valuation techniques that use prices and other relevant information generated by market transactions for identical or similar assets or liabilities.

Income approach
Valuation techniques that convert estimated future cash flows or income and expenses into a single discounted present value.

Cost approach
Valuation techniques that reflect the current replacement cost of the service capacity of an asset.

Each valuation technique requires inputs that reflect the assumptions that buyers and sellers would use when pricing the asset or liability, including assumptions about risks. When selecting a valuation technique, the Mindarie Regional Council gives priority to those techniques that maximise the use of observable inputs and minimise the use of unobservable inputs. Inputs that are developed using market data (such as publicly available information on actual transactions) and reflect the assumptions that buyers and sellers would generally use when pricing the asset or liability are considered observable, whereas inputs for which market data is not available and therefore are developed using the best information available about such assumptions are considered unobservable.

24 OTHER MATERIAL ACCOUNTING POLICIES (continued)

(j) Impairment of assets

In accordance with Australian Accounting Standards the Mindarie Regional Council's assets, other than inventories, are assessed at each reporting date to determine whether there is any indication they may be impaired.

Where such an indication exists, an impairment test is carried out on the asset by comparing the recoverable amount of the asset, being the higher of the asset's fair value less costs to sell and value in use, to the asset's carrying amount except for non-financial assets that are:

- land and buildings classified as property, plant and equipment;
- infrastructure; or
- vested improvements that the local government controls, in circumstances where there has been an impairment indication of a general decrease in asset values.

These non-financial assets are assessed in accordance with the regulatory framework detailed in Note 10.

Any excess of the asset's carrying amount over its recoverable amount is recognised immediately in profit or loss, unless the asset is carried at a revalued amount in accordance with another Standard (e.g. AASB 116) whereby any impairment loss of a revalued asset is treated as a revaluation decrease in accordance with that other Standard.

25 DETERMINATION OF SURPLUS OR DEFICIT

(a) Non-cash amounts excluded from operating activities

	Note	2024 Budget	2024 Actual	2023 Actual
		$	$	$
The following non-cash revenue or expenditure has been excluded from amounts attributable to operating activities within the Statement of Financial Activity in accordance with *Financial Management Regulation 32.*				
Adjustments to operating activities				
Less: Profit on asset disposals		(1,000)	(291,943)	0
Add: Loss on disposal of assets		350,756	10,662	0
Add: Loss on revaluation of fixed assets	16	0	0	17,512
Add: Depreciation and amortisation	2(b)	10,850,978	8,451,384	7,606,255
Employee benefit provisions	14	44,962	14,625	60,245
Rehabilitation – unwinding of interest	15	768,835	930,813	743,120
Non-cash amounts excluded from operating activities		12,014,531	9,115,541	8,427,132

25 DETERMINATION OF SURPLUS OR DEFICIT (continued)

(b) Surplus or deficit

	Note	2024 Budget	2024 Actual	2023 Actual
		$	$	$
The following current assets and liabilities have been excluded from the net current assets used in the Statement of Financial Activity in accordance with *Financial Management Regulation 32* to agree to the surplus / (deficit).				
Adjustments to net current assets				
Less: Reserve accounts	27	(21,412,801)	(25,404,778)	(19,493,371)
Add: Current liabilities not expected to be cleared at end of year				
- Current portion of Rehabilitation Provisions	15	0	10,544,209	8,428,278
- Current portion of lease liabilities	11	509,500	680,492	628,560
- Employee benefit provisions	14	0	821,751	754,925
Total adjustments to net current assets		(20,903,301)	(13,358,326)	(9,691,608)
Net current assets used in the Statement of Financial Activity				
Total current assets		66,430,359	79,426,688	64,273,412
Less: Total current liabilities		(6,141,310)	(16,570,400)	(13,956,659)
Less: Total adjustments to net current assets		(20,903,301	(13,358,326)	(9,681,608)
Surplus or deficit		39,385,748	49,497,962	40,635,145

26 LEASE LIABILITIES

	Note	2024 Budget	2024 Actual	2023 Actual
		$	$	$
1700k Marmion Avenue, Tamala Park				
Principal as at 1 July		6,456,778	6,789,781	6,892,205
- New leases		0	219,586	464,059
- Principal repayments		(559,266)	(626,343)	(566,483)
Principal as at 30 June	11(b)	5,897,512	6,383,024	6,789,781
Lease finance cost payments	11(a)	(328,288)	(324,573)	(331,820)

Lease details - 1700K Marmion Avenue Tamala Park WA 6030

Institution – Member Councils
Interest rate – 4.5% per annum
Lease term – 40 years
Final due date – 30 June 2032

27 RESERVE ACCOUNTS

	Note	2024 Budget	2024 Actual	2023 Actual
		$	$	$
Site Rehabilitation Reserve				
To be used to fund the rehabilitation following the closure of the landfill site.				
Opening balance at 1 July		17,056,651	17,056,658	16,242,161
Interest earnings		654,480	912,150	0
Transfer to reserve		768,835	710,435	824,831
Transfer from reserve		0	0	(10,334)
Closing balance at 30 June		18,479,966	18,679,243	17,056,658
Capital Expenditure Reserve				
To be used to fund ongoing capital expenditure requirements.				
Opening balance at 1 July		1,830,791	1,945,637	2,033,853
Interest earnings		80,968	122,387	0
Transfer to reserve		1,725,000	4,725,000	0
Transfer from reserve		(1,215,000)	(583,238)	(88,216)
Closing balance at 30 June		2,421,759	6,209,786	1,945,637
Carbon Abatement Reserve				
To be used to fund carbon abatement projects.				
Opening balance at 1 July		491,076	491,076	491,076
Interest earnings		20,000	24,673	0
Transfer to reserve		0	0	0
Transfer from reserve		0	0	0
Closing balance at 30 June		511,076	515,749	491,076
SUMMARY				
Opening balance at 1 July		19,378,518	19,493,371	18,767,090
Interest earnings	2(a)	755,448	1,059,210	0
Transfer to reserve		2,493,835	5,435,435	824,831
Transfer from reserve		(1,215,000)	(583,238)	(98,550)
Closing balance at 30 June		21,412,801	25,404,778	19,493,371

All reserves are supported by cash and cash equivalents and financial assets at amortised cost and are restricted within equity as Reserve accounts. All reserve accounts are restricted by Council.

28 FINANCIAL ACTIVITY INFORMATION AND MEMBER CHARGES

Please refer to Note 2(a).

	Processable Tonnes	Non-processable Tonnes	Total Tonnes	Average rate	Revenue
BUDGET				**$**	**$**
City of Perth	12,482	0	12,482	151.00	1,884,782
City of Wanneroo	55,000	3,000	58,000	151.00	8,757,751
City of Joondalup	33,000	600	33,600	151.00	5,073,600
City of Stirling	45,000	7,808	52,808	151.00	7,974,008
Town of Cambridge	5,200	16	5,216	151.00	787,616
City of Vincent	4,500	1,000	5,500	151.00	830,500
Town of Victoria Park	8,400	0	8,400	151.00	1,268,400
	163,582	**12,424**	**176,006**	**151.00**	**26,576,657**
ACTUAL					
City of Perth	13,048	6	13,054	150.81	1,968,636
City of Wanneroo	51,764	1,866	53,630	151.28	8,113,169
City of Joondalup	32,079	775	32,854	150.81	4,954,717
City of Stirling	43,767	10,071	53,838	150.82	8,119,812
Town of Cambridge	5,828	9	5,837	150.90	880,823
City of Vincent	4,585	1,076	5,661	150.69	853,072
Town of Victoria Park	10,654	0	10,654	150.80	1,606,582
	161,725	**13,803**	**175,528**	**150.95**	**26,496,811**

Average tonnage rates may vary as a result of certain waste types being charged at the approved non-standard rates for that waste category.

MINDARIE
REGIONAL
COUNCIL

1700 Marmion Ave, Tamala Park WA 6030
Phone: (08) 9306 6303
Website: www.mrc.wa.gov.au

9.4	MINDARIE REGIONAL COUNCIL INTERNAL AUDIT PLAN
File No:	GF-23-0000142
Attachment(s):	Nil
Date:	21 November 2024
Responsible Officer:	Chief Executive Officer

SUMMARY

The purpose of this report is to seek endorsement of the Audit and Risk Committee recommendations for the proposed three-year internal audit plan for Mindarie Regional Council (MRC). The Internal Audit Plan is developed to enable MRC to identify areas of potential financial and operational risks that would be subject to audit by the internal audit service provider.

BACKGROUND

At the 6 March 2024 Audit and Risk Committee (the committee) meeting the MRC administration proposed expanding the existing Internal Audit function of Financial Management Regulation 5 and Audit Regulation 17 to a three-year plan, to be performed by independent external consultants.

The internal audit function will report directly to the CEO to eliminate undue influence on audit activities, findings and reporting. It is good practice for the internal auditor to also have a direct line of communication to the audit and risk committee (a functional reporting relationship). Through the scope, it is proposed that the external auditor will have the ability to liaise directly with the Chair of the Audit and Risk Committee to discuss reports included in Committee agendas and will be able to communicate with the wider Committee through attendance at Committee meetings.

At the Ordinary Council Meeting held on 28 March 2024, Council endorsed the CEO's proposed internal audit function for Mindarie Regional Council and requested the CEO to provide a further report detailing the three-year work plan that will be the basis of a contract for the Internal Audit service.

At the Committee meeting held on 20 November 2024 the internal audit plan was discussed in detail and the committee recommendation to Council is as follows:

That Council:

1. *Endorse the CEO's proposed internal audit scope of works for Mindarie Regional Council.*
2. *Approve the CEO to engage a professional firm in Western Australia to provide internal audit services in line the recommended schedule and scope of work.*

DETAIL

The proposed three-year internal audit plan has been developed following an analysis of FM Reg 5 and Audit Reg 17 audits and the higher order risks within the risk register. The development of this three-year plan provides assurance that key risks are identified and controlled effectively.

Proposed Scope of Works:

Program Title	Focus Area	Three-year plan		
		24/25	25/26	26/27
Financial	Accounts receivable			X
	Accounts payable		X	
	Procurement and Tendering	X		
	Payroll and employee entitlements		X	
	Fixed assets			X
	Credit cards management and acquittal			X
	IT Risks / General controls		X	
	Reg 5			X
Operational	Organisational risk management		X	
	HR function – recruitment and selection		X	
	WHS processes and procedures			X
	Complaint handling	X		
	Contract management		X	
	Business continuity			X
	Asset management pre closure	X		
	Asset management post closure		X	
Compliance	Record keeping		X	
	Conflict of interest / gifts and benefits	X		
	Data security and confidentiality			X
	Cyber security			X
	Compliance Audit Return (CAR)	X		
	Reg 17			X

Process

The MRC Administration will seek quotations from experienced, qualified and reputed accounting professional firms in Western Australia to provide internal audit services in line with the recommended schedule and scope of work.

The CEO is responsible for contract management and facilitating the audit and ensuring that staff and resources are available to implement and monitor Internal Audit recommendations.

Reporting and Communication

The internal auditor will provide the CEO with comprehensive audited reports detailing their key observations and findings.

The CEO will provide the reports and a recommended action plan to the Audit and Risk Committee.

The Audit and Risk Committee will receive the reports of the Internal Auditor, consider the CEOs recommendations arising from the reports, and monitor the implementation of agreed recommendations, making recommendations to Council.

STATUTORY ENVIRONMENT
Local Government Act 1995
Local Government (Audit) Regulations 1996
Local Government (Financial Management) Regulations 1996

POLICY IMPLICATIONS
CP06 – Purchasing Policy
Risk Register

FINANCIAL IMPLICATIONS
Regulation 5 and 17 funding was adopted as part of 2023/2024 budget, proposed internal audit function and scope of works, if endorsed by Council, will form a part of 2024/25 and future budgets.

STRATEGIC IMPLICATIONS

STRATEGIC COMMUNITY PLAN 2023 – 2032
Strategic Objective 3 : Deliver best practice governance processes and structures

RISK ASSESSMENT AND ACCEPTANCE CRITERIA

RISK MATRIX

Consequence / Likelihood		Insignificant	Minor	Moderate	Major	Catastrophic
		1	2	3	4	5
Almost Certain	5	MODERATE (5)	HIGH (10)	HIGH (15)	EXTREME (20)	EXTREME (25)
Likely	4	LOW (4)	MODERATE (8)	HIGH (12)	HIGH (16)	EXTREME (20)
Possible	3	LOW (3)	MODERATE (6)	MODERATE (9)	HIGH (12)	HIGH (15)
Unlikely	2	LOW (2)	LOW (4)	MODERATE (6)	MODERATE (8)	HIGH (10)
Rare	1	LOW (1)	LOW (2)	LOW (3)	LOW (4)	MODERATE (5)

RISK ACCEPTANCE CRITERIA

RISK RANK	DESCRIPTION	CRITERIA FOR RISK ACCEPTANCE	RESPONSIBILITY
LOW	Acceptable	Risk acceptable with adequate controls, managed by routine procedures and subject to annual monitoring	Operational Manager
MODERATE	Monitor	Risk acceptable with adequate controls, managed by specific procedures and subject to semi-annual monitoring	Operational Manager
HIGH	Urgent Attention Required	Risk acceptable with excellent controls, managed by senior management / executive and subject to monthly monitoring	Director / CEO
EXTREME	Unacceptable	Risk only acceptable with excellent controls and all treatment plans to be explored and implemented where possible, managed by highest level of authority and subject to continuous monitoring	CEO / Council

COMMENT
Nil

VOTING REQUIREMENT
Simple Majority

OFFICER AND AUDIT AND RISK COMMITTEE RECOMMENDATION

That Council:

1. **Endorse the CEO's proposed internal audit scope of works for Mindarie Regional Council.**
2. **Approve the CEO to engage a professional firm in Western Australia to provide internal audit services in line the recommended schedule and scope of work.**

Moved Cr Hatton, seconded Cr May
RESOLVED
That the recommendation be adopted

CARRIED UNANIMOUSLY 12/0
For: Crs Castle, Creado, Ferrante, Fishwick, Gobbert, Hatton, Mack, May, Miles, Proud, Vernon and Wright
Against: Nil

9.5	DRAFT PROPOSED TERMS OF REFERENCE SWG
File No:	**GF-24-0000069**
Attachment	**Attachment – Terms of Reference**
Date:	**21 November 2024**
Responsible Officer:	**Chief Executive Officer**

SUMMARY

This report is presented to the Audit and Risk Committee to consider the proposed draft Terms of Reference (ToR) for the Strategic Working Group (SWG).

BACKGROUND

SWG was established in 2012, following a council resolution on 5 July 2012 to replace the previous Projects Working Group. It provides a formal communication and collaboration platform between MRC administration and senior waste management officers from MRC Member Councils.

The SWG includes officers from MRC, as well as managers and directors overseeing waste management from each of the Member Councils. Its purpose is to create a structured forum for strategic communication and collaboration, enabling effective feedback to MRC on the regions waste management objectives.

DETAIL

The SWG's main roles include:

- Acting as a formal communication channel between MRC administration and designated representatives in each member council responsible for waste management.
- Facilitating feedback to MRC to support strategic objectives outlined in the endorsed Strategic Community Plan and Corporate Business Plan.
- Enabling regular liaison and communication between MRC and SWG.
- Sharing expertise, insights and strategic priorities in waste management.
- Providing a platform for Member Councils administrations for constructive feedback on strategic issues relevant to MRC.
- Fostering collaborative initiatives between MRC and Member Councils, benefiting mutual interests and regional development.

The SWG operates in an advisory capacity only, with no delegated decision-making authority from Council. The group is chaired by the MRC CEO.

The proposed terms of reference was tabled at the Audit and Risk Committee (the Committee) meeting held on 20 November 2024.
At this meeting, the Committee resolved the following:

That Audit and Risk Committee recommend that Council:

- *Endorse the Terms of Reference for the Strategic Working Group (SWG).*

Moved Cr Hatton, seconded Cr Ferrante

PROPOSED AMENDMENT
Moved Cr Miles, seconded Mr Kumar

1. *At Point 8: Insert the words "MRC Councillors" before the word "members"*
2. *At Point 2: remove the words "bi annually" and replace with the words "every 2 years".*
3. *At Points 4 & 6: remove the word "Representatives" and replace with the word "Officer".*

(CARRIED UNANIMOUSLY 4/0)
For: Crs Hatton, Ferrante, Miles and Mr Kumar
Against: Nil

SUBSTANTIVE MOTION, AS AMENDED

That Audit and Risk Committee recommend that Council:

- *Endorse the Terms of Reference for the Strategic Working Group (SWG), subject to the amendments in attachment 2 – Draft Proposed Terms of Reference Strategic Working Group.*

(CARRIED UNANIMOUSLY 4/0)
For: Crs Hatton, Ferrante, Miles and Mr Kumar
Against: Nil

The proposed draft Terms of Reference for the Strategic Working Group, as amended by the Committee, is an attachment to this report.

CONSULTATION
The proposed Terms of Reference was tabled for discussion at SWG meetings held on 10 July 2024 and 18 September 2024.
Feedback was gathered during the meeting on 10 July and has been considered in the proposed draft Terms of Reference.
A final call for feedback was requested on 18 September 2024, no further feedback was received.

The proposed ToR was discussed and amendments proposed during the Committee meeting held on 20 November 2024. The committee's amendments are shown in red on the attachment to this report.

STATUTORY ENVIRONMENT
Nil

POLICY IMPLICATIONS
Nil

FINANCIAL IMPLICATIONS
Nil

STRATEGIC IMPLICATIONS

STRATEGIC COMMUNITY PLAN 2023 – 2032
Strategic Objective 3: Deliver best practice governance processes and structures

COMMENT
SWG serves as an essential forum for coordinating regional waste management efforts and facilitating collaboration between MRC and its member councils. By formalising the ToR, it ensures clear communication guidelines and collaborative practices that align with MRC's strategic objectives.

VOTING REQUIREMENT
Simple Majority

OFFICER AND AUDIT AND RISK COMMITTEE RECOMMENDATION
That Audit and Risk Committee recommend that Council:

- **Endorse the Terms of Reference for the Strategic Working Group (SWG), subject to the amendments in attachment to this report 'Draft Proposed Terms of Reference Strategic Working Group'**

Moved Cr Hatton, seconded Cr Gobbert

7.06 pm Cr Vernon left the Chambers

RESOLVED
That the recommendation be adopted

CARRIED UNANIMOUSLY 11/0

For: Crs Castle, Creado, Ferrante, Fishwick, Gobbert, Hatton, Mack, May, Miles, Proud, Vernon and Wright
Against: Nil

Attachment - DRAFT PROPOSED TERMS OF REFERENCE STRATEGIC WORKING GROUP

Mindarie Regional Council (MRC)
Our Vision: Collaborating for a regional Circular Economy
Our Mission: To deliver sustainable waste management options for members

Strategic Working Group (SWG)
Terms of Reference

1. Establishment

- The Strategic Working Group (SWG) was established in August 2012, replacing the Strategic Projects Committee, as resolved by the MRC Council on 5 July 2012.

2. Terms of Reference (ToR)

- The SWG's Terms of Reference are to be reviewed at least every two years.
- Reviews may be undertaken more frequently to ensure alignment with the strategic objectives of the Mindarie Regional Council (MRC).

2. Objectives of the group

- To provide feedback to the MRC as it seeks to achieve the strategic objectives outlined in the endorsed Strategic Community Plan and Corporate Business Plan.
- To facilitate regular liaison and a formal communication channel between the MRC administration and designated senior representatives overseeing waste management in each member council.
- To share expertise, insights and strategic priorities concerning the recovery and management of waste materials within the region.
- To offer member council administrations a platform to provide constructive feedback as required on strategic matters relevant to the MRC.
- To foster collaborative initiatives between Member Councils and Mindarie Regional Council, aiming for mutual benefits and regional development.

3. Extent of Authority

- The SWG operates in an advisory capacity.
- There is no delegated authority from Council and therefore no decision-making authority.

4. Membership

- The Chair of the SWG is the MRC Chief Executive Officer (CEO).
- The Deputy Chair is the MRC Executive Manager Corporate Services or Executive Manager Operations, as nominated by the CEO.

- SWG Membership comprises of nominated ~~representatives~~ officers from the MRC and two (2) officers nominated by each member council administration.

5. Meetings

- Regular meetings are scheduled one week before an Ordinary Council Meeting, with additional meetings convened, as necessary.

6. Quorum

- A quorum for a meeting is no less than 50% of the nominated member council ~~representatives~~ officers. In the event of no quorum the Chair will reschedule the meeting.

7. Place and Duration of Meetings

- Meetings generally alternate between the MRC Administration and the City of Stirling.
- Meetings are preferred as in-person meetings, with e-attendance available, as needed.
- Meetings typically do not exceed a duration of two (2) hours.

8. Administration, Agenda, and Minutes

- Administrative support for the SWG is provided by the MRC.
- The agenda and supporting papers are distributed one week before the meeting.
- Meetings are not audio or video recorded.
- The MRC will take minutes and capture an overview of the discussion rather than transcribing it verbatim.
- SWG members may request their specific comments to be included in the minutes during the meeting.
- Unconfirmed minutes are circulated to all SWG meeting attendees and confirmed at the subsequent meeting.
- Confirmed minutes are thereafter distributed to all MRC Councillors, members, Member Council CEOs, for information.

9. Confidentiality

- Discussions may involve confidential matters.
- SWG members are expected to uphold confidentiality unless expressly informed otherwise by the MRC.

10. Ethical Behaviour

- SWG members must uphold honesty, objectivity, and probity during discussions, including the responsible and judicious use of acquired information.
- SWG is expected to act ethically and professionally in line with each member's Code of Conduct.

- Member officers will not publicly discuss or comment on matters relevant to the activities of the SWG, unless authorised by the MRC.
- Member officers must act in a professional manner and only use the information for the purpose intended.
- Any instances of unethical behaviour may be reported by the CEO to member council CEOs.

Version	Date	Description of changes
1	08 July 2024	
2	10 July 2024	Point 2. SWG request to change wording from 'support' to 'feedback'

9.6	OFFSITE LEACHATE DISPOSAL
File No:	GF-23-0000142
Attachment(s):	Confidential Attachment to Item 9.6
Date:	21 November 2024
Responsible Officer:	Chief Executive Officer

SUMMARY

This report seeks to inform Council on the options available for the offsite disposal of landfill leachate from the Tamala Park landfill (Tamala Park).

BACKGROUND

Leachate is the term used to describe the liquids produced inside landfills. The generation of leachate is caused principally by precipitation percolating through waste deposited in a landfill. Once in contact with decomposing solid waste, the percolating water becomes contaminated.

Tamala Park has, since first opening, utilised evaporation as its single source of leachate disposal. Evaporation is the prime source of leachate management at all landfills in Western Australia (WA).

Through the works currently undertaken as part of critical infrastructure planning, MRC is investigating alternative leachate treatment opportunities to evaporation given the community's heightened engagement relating to odours which emanate from site.

At its 26 September 2024 Ordinary Council Meeting, Council resolved the following:

That the Council REQUESTS the Chief Executive Officer to prepare a report, to be bought back to the next MRC Ordinary Council meeting, on:

1. *The nearest offsite disposal points for the landfill leachate that is produced.*
2. *A cost estimate for the necessary landfill infrastructure to facilitate a truck and haul solution for the landfill leachate.*
3. *A cost estimate for a truck and haul solution to remove the landfill leachate being produced.'*

Administration has sought suitably approved disposal points for the leachate produced in Tamala Park. This report provides the findings of those investigations.

DETAIL

Tamala Park is currently investigating long-term treatment and processing options to manage the leachate generated at the site. In recent months, MRC has experienced an increase in odour complaints from the community and has been working towards a management solution in consultation with key stakeholders and governing authorities.

There are three main sources of odour generating activities at Tamala Park, which include:

- Acceptance of putrescible waste;
- Leachate generation; and
- Landfill gas generation.

Leachate is a contributing factor and MRC has in the past managed leachate via evaporation methods. This method has been employed since the facility became operational.

The current approved treatment method of evaporation is generally considered effective for the WA climate. However, decades of recirculation and evaporation of leachate has resulted in a very concentrated leachate, which can impact on possible processing solution options available to MRC. Given the community's heightened attitude to site odour, leachate evaporation was stopped on site to help minimise overall odour generation.

The following sections provide a response, where information is currently available, to the three resolutions of Council:

1. The nearest offsite disposal points for the landfill leachate that is produced.

The following 'nearest offsite disposal points' were identified as being potentially suitable for disposal of leachate:

- Red Hill Waste Management Facility;
- Opal Vale Landfill;
- North Bannister Resource Recovery Park;
- Henderson Waste Recovery Park;
- Millar Road Landfill and Recycling Facility;
- Cleanaway Kwinana – Technical and Environmental Services;
- Hazrad.

MRC contacted the above organisations and was provided with the following feedback:

Business	Facility Name	Comments
Eastern Metropolitan Regional Council	Red Hill Waste Management Facility	EMRC has confirmed that there is no capacity to accept third party leachate at its site.
Instant Waste	Opal Vale Landfill	Instant Waste has confirmed that it does not accept leachate at its site.
Veolia	North Bannister Resource Recovery Park	Veolia has confirmed that it does not have capacity to accept third party leachate at its site.
City of Cockburn	Henderson Waste Recovery Park	CoC does not have the necessary approvals in its environmental protection licence for the acceptance of liquid wastes and therefore cannot accept this product.
City of Rockingham	Millar Road Landfill and Recycling Facility	CoR does not have the necessary approvals in its environmental protection licence for the acceptance of liquid wastes and therefore cannot accept this product.
Cleanaway	Cleanaway Kwinana – Technical and Environmental Services	Cleanaway provided a solution for the receipt of a portion of the Tamala Park leachate materials. The details in the Cleanaway proposal can be found in ***Confidential Attachment to Item 9.6***.
Hazrad	Bibra Lake	Hazrad reviewed MRC's leachate analysis and determined that PFAS levels are significant and that it is not able the material at its facility.

Table 1

The details relating to Cleanaway's proposal can be found in ***Confidential Attachment to Item 9.6***. Due to the fact that the proposal contains commercially sensitive information, the attachment is not publicly available.

In an attempt to identify any other sites with the requisite environmental licence and capacity in place to receive the Tamala Park leachate, the Department of Water and Environmental Regulation (DWER), as the regulator with access to all relevant information, was asked if it was aware of any facilities that have the potential to treat the material. No positive response has been received from the request.

2. A cost estimate for the necessary landfill infrastructure to facilitate a truck and haul solution for the landfill leachate.

This outcome will require the installation of the following infrastructure:

- Sufficient bunded tanks for the collection of leachate for onward disposal sited within a concrete bund (earthworks required);
- Pumps implemented at suitable points around the landfill surface to distribute leachate from the ground into the new tanks;
- Installation of adequate pipework to facilitate the movement of leachate from the new site pumps to the new tanks;
- Installation of a telemetry monitoring system and associated power supply.

Prior to any works commencing, a full geotechnical assessment and design specification would require to be developed by an external environmental/engineering consultancy and thereafter an application for a development approval would be required to be made to the City of Wanneroo prior to a further application for a Works Approval being required to be made to DWER for the works to be undertaken on the licensed site.

Without undertaking the design specification works discussed above, a conservative estimate for costs for the infrastructure required this option would be in the region of $500,000.

It is important to note that this option is already under development by Administration as part of the Critical Infrastructure Plan (CIP) actions previously resolved by Council. A Request for Quote process is currently under way regarding the development of the specifications and approvals discussed above option; the result of this will form the basis of the CIP action completion.

3. A cost estimate for a truck and haul solution to remove the landfill leachate being produced

Cleanaway provided a transport cost option to the MRC for the removal of leachate from site for disposal at their facility. Details of this option can be found in ***Confidential Attachment to Item 9.6***.

CONSULTATION

The organisations highlighted in Table 1, above, were contacted to assess their ability to receive Tamala Park leachate.

Efforts have been made to identify other sites through communications with DWER and environmental consultants.

STATUTORY IMPLICATIONS
MRC holds licence L9395/2023/1 under Pt V of the Environmental Protection Act 1986 (EP Act).

FINANCIAL IMPLICATIONS
Details surrounding the financial implications of the potential to remove leachate from Tamala Park to an offsite facility are discussed in ***Confidential Attachment to Item 9.6***.

STRATEGIC IMPLICATIONS

1. Deliver Best Practice Services	Operate waste management services effectively
3. Deliver best practice governance processes and structures	Retain financial sustainability with a commercial focus

COMMENT
The dearth of options highlighted by the investigation into this matter is a good indicator that the solution for leachate management at Tamala Park is likely to be found on site. This view mirrors the work of the CIP which Council recently resolved upon and which determined that an on-site solution is preferred.

Further, the only option available arguably does not provide value to the MRC and its member councils, nor is it likely to provide any environmental benefit.

The Administration proposes that the removal of leachate for offsite disposal at this time is not preferred, and that the work currently under way through the actions of the CIP continue as previously resolved.

VOTING REQUIREMENT
Simple Majority

7.07 pm Cr Vernon returned to the Council Chambers.

RESPONSIBLE OFFICER:
That Council:

1. **Note the details provided in the report and *Confidential Attachment to Item 9.6*.**

Moved Cr Fishwick, Seconded Cr May

PROPOSED AMENDMENT
Moved Cr Fishwick, Seconded Cr Vernon

Add point 2 to state:

2. The CEO be requested to submit a report to the first meeting of the Council in 2025 dealing with investigating options for the disposal of leachate outside the metropolitan area that may result in a more cost-effective overall solution for managing its disposal.

Reasons:
Given that the options explored in the report were all located within the Perth metropolitan area I believe that the administration should have also considered investigating disposal options outside the metropolitan area.

While there would possibly be increased logistical costs associated with transporting leachate to a more distant facility, the disposal costs at such locations could be significantly lower than those proposed by Cleanaway. Finally, the report dealing with such an investigation be presented to the Council at its first meeting next year which I believe provides ample time for it to be prepared.

I would therefore believe that an investigation for the disposal of leachate outside the metropolitan area be undertaken which may result in a more cost-effective overall solution for managing its disposal.

CARRIED UNANIMOUSLY 12/0
For: Crs Castle, Creado, Ferrante, Fishwick, Gobbert, Hatton, Mack, May, Miles, Proud, Vernon and Wright
Against: Nil

SUBSTANTIVE MOTION, AS AMENDED

That Council:

1. **Note the details provided in the report and *Confidential Attachment to Item 9.6.***
2. **The CEO be requested to submit a report to the first meeting of the Council in 2025 dealing with investigating options for the disposal of leachate outside the metropolitan area that may result in a more cost-effective overall solution for managing its disposal.**

CARRIED UNANIMOUSLY 12/0
For: Crs Castle, Creado, Ferrante, Fishwick, Gobbert, Hatton, Mack, May, Miles, Proud, Vernon and Wright
Against: Nil

10 MEMBERS INFORMATION BULLETIN – ISSUE NO. 87

RESPONSIBLE OFFICER RECOMMENDATION

That the Members Information Bulletin Issue No. 87 be received.

Moved Cr Vernon, seconded Cr Ferrante
RESOLVED
That the recommendation be adopted

CARRIED UNANIMOUSLY 12/0
For: Crs Castle, Creado, Ferrante, Fishwick, Gobbert, Hatton, Mack, May, Miles, Proud, Vernon and Wright
Against: Nil

11 MOTIONS OF WHICH PREVIOUS NOTICE HAS BEEN GIVEN

Date of submission	22 October 2024
Meeting date	28 November 2024
Item title	Request for Exemption from the provision of clause 4.A1 of the MRC Constitution.
Name of Councillor	Councillor Paul Miles

Notice of motion
That Council: 1. Authorises the City of Wanneroo to be exempt from the provision of clause 4.A1 of the Constitution Agreement subject to the City of Wanneroo disposing of its waste (as defined in the Constitution Agreement) at an energy recovery (energy waste) facility. **Reasons:** This recommendation is made because of the City of Wanneroo's proactive approach to waste management. On 13 August 2024, the City formally endorsed the MRC's proposal for a WTE solution. This decision aimed to secure a WTE contract for the benefit of the community and to ensure a regional approach to the eventual closure of the Tamala Park Landfill. The City of Joondalup has yet to endorse this process, potentially hindering the City of Wanneroo's ability to access WTE services. This situation could effectively tie the City to disposing of its waste solely at the Tamala Park Landfill for the foreseeable future, limiting its options for sustainable waste management.

The urgency of this matter is underscored by the fact that both metropolitan Perth WTE facilities are nearing full operation contracts. Any remaining capacity may be allocated to other sources before the City of Wanneroo can access them, creating significant uncertainty regarding the City's future waste disposal arrangements. Early adoption of WTE by the City of Wanneroo would secure its access to this essential service.

Furthermore, granting this exemption aligns with the City's commitment to sustainable waste management practices. WTE offers environmental advantages over traditional landfill disposal, including reduced greenhouse gas emissions while limiting odor to the surrounding suburbs and decreasing reliance on landfill space. By transitioning to WTE, the City of Wanneroo can significantly reduce the volume of its waste destined for the Tamala Park Landfill. This allows for the potential repurposing of the landfill airspace for commercial use, generating economic benefits and maximizing land utilization.

In conclusion, exempting the City of Wanneroo from clause 4.A1 of the Constitution Agreement provides the City with the flexibility and certainty needed to secure a sustainable and reliable waste management solution for its residents. This exemption supports the City's proactive approach to waste management, ensures access to critical WTE infrastructure, and promotes environmental sustainability.

Officer Comment

The motion seeks to allow the City of Wanneroo the ability to independently access an alternative energy recovery option outside the regional relationship which exists within the MRC member council group should it be able to identify one and be minded to take advantage of that option. The Administration understands from the City of Wanneroo's administration that this is not the position of the City of Wanneroo at this time, which remains supportive of the MRC's efforts to provide a regional energy recovery solution. The motion discusses the position of the City of Joondalup with respect to the MRC's current energy recovery opportunity.

The City of Joondalup administration has previously stated that it is not able to take a report to its council on this matter until such times as all relevant information/documents are provided to it. This includes any finally agreed agreement documents which, as yet, have not been finalised and provided to all member councils. All other member councils have resolved to support the MRC's energy recovery proposal and have provided delegations to their respective Chief Executive Officers on any final agreement wording. Discussions with the preferred tenderer are at an advanced stage regarding the finalisation of those documents, but recent events within the project have hindered this process.

Current MRC Position
At the 26 September 2024 Ordinary Council Meeting, the following was resolved by the Mindarie Regional Council:

Authorises the following, subject to receipt of a final written agreement by all seven member councils:

1. *The MRC CEO to award the tender for the provision of Waste to Energy services (Tender Number: 13/155) to Tenderer B, subject to any minor drafting changes that may be required, after consultation with MRC's legal advisors.*
2. *The MRC CEO and Chair to sign the Waste Supply Agreement between MRC and Tenderer B, as detailed in the report, and authorises the common seal to be applied.*
3. *The MRC CEO and Chair to sign the Participants Agreement between MRC and member councils, as detailed within the report, and authorises the common seal to be applied.*
4. *The MRC CEO and Chair to sign the Financiers Side Deed between MRC and project financiers, as detailed within the report, and authorises the common seal to be applied.*

Impact on current energy recovery situation
The current contractual negotiations are predicated upon all member councils' involvement in the proposal. Should the City of Wanneroo be exempted from the provisions of the MRC's constitution, that could put at threat the currently negotiated position of the MRC until such times as a contract is signed and, if activated, would require a review of the situation by the parties (including the preferred tenderer) and a likely renegotiation of the current position between all. This situation would be likely to be challenging for a number of reasons; not least the impact on the MRC's finances, discussed below. It is arguable that all other member councils would view the MRC's energy recovery option in a more negative light than is currently the case due to cost increases.

Effect on MRC finances
Should Council resolve to provide an exemption to the City of Wanneroo as per the motion proposed, then – assuming that the City of Wanneroo took advantage of that option – this would result in a reduction of the tonnes received by the MRC. The City of Wanneroo currently accounts for around 33% of all materials received by the MRC. The removal of its waste would result in a corresponding reduction in revenue to pay for the services delivered by the MRC. Given the relatively fixed nature of the operational costs that exist when delivering landfill services, it is unlikely that any demonstrable savings could be made in operational costs. To offset that loss in revenue, there would be two main options available to the MRC to rebalance the situation; namely to increase the gate fee accordingly for all remaining tonnes received by the MRC from the six other member councils and/or to identify and attract the disposal of other wastes to offset the tonnes that would be removed.

The Administration is not in a position, at this stage, to identify what any gate fee increase would be as there are a number of financial factors which influence that calculation, but it is likely that any increase would be substantial given that the gate fees paid by the City of Wanneroo equates to approximately 50% of the gate fees currently paid by all other member councils.

Attracting alternative waste materials as a revenue stream to offset any required increase in gate fee is a possibility, however it is likely to take time to sell into what would essentially be

a new market for MRC. In the past MRC has attempted to enter this market and these attempts have provided some revenue for the organisation as an "add-on" to general revenues for the service delivered to member councils, but the mechanisms available to a local government to do so through the provisions of the Local Government Act are cumbersome when compared to the waste management market and therefore hinder effectiveness and revenue generation. As a result, the impact of the MRC's previous efforts has been limited, and a review of the business model adopted to identify alternative materials may be necessary.

Effect on Tamala Park Operations
Assuming that an energy recovery option still moved forward, the removal of the City of Wanneroo's waste from delivery to Tamala Park would extend its operational lifetime substantially unless alternative materials can be found to offset that position.

AMENDED MOTION

Cr Miles tabled an amended motion at the meeting.

Moved Cr Miles, Seconded Cr Wright

That Council:

1. Authorises the City of Wanneroo to be exempt from the provision of clause 4.A1 of the Constitution Agreement, subject to:

    a. The City of Wanneroo disposing of its waste (as defined in the Constitution Agreement) at an energy recovery (energy waste) facility, or other waste facility.
    b. The exemption becoming active on 31 July 2026.

2. That Council decides to not accept any odorous material at Tamala Park from 31 December 2026.

Reasons: Cr Miles proposes that a date be added to the motion to provide clarity to Council, and that this timeline aligns with the City of Wanneroo's plans, currently under development, for a transfer station to be developed within the City in future.

Cr Miles notes that the City's wish is to move forward with the MRC's current energy recovery proposal, as agreed by the City, other member councils and MRC.

The proposed Notice of Motion is designed to allow the City flexibility should MRC's current energy recovery proposal not result in the solution already agreed.

7.58 pm Cr May left the Council Chamber
8.03 pm Cr May returned to the Chamber

During debate, with agreement of the seconder, Cr Miles withdrew his Motion.

During debate Councillor Wright requested his question to be minuted, the Chair agreed:

Cr Wright
Question: Can the CEO please provide Council with the estimated month and year Tamala Park landfill cells would be filled if we continue business as usual on current tonnage and modelling?

Chief Executive Officer
Answer: The estimated date is 13 November 2027, subject to all the variables which I mention in the response to your question on notice later in the agenda.

12 URGENT BUSINESS

Nil

13 QUESTIONS BY MEMBERS OF WHICH DUE NOTICE HAS BEEN GIVEN

Date of submission	03 October 2024
Meeting date	28 November 2024
Name of Councillor	Councillor Jordan Wright

Question on Notice

1.Can the CEO please provide the estimated month and year the Tamala Park landfill will close please?
2. It is understood that the MRC is required to give a 12 months' notice to its members advising when their residue waste is not required to be deposited at the Tamala Park Landfill, which then triggers the exemption granted to all members. In the event of the City of Joondalup not supporting the MRC WtE tender, could the MRC provide that notice now which will enable the members to start putting in place their own arrangements to manage their residue waste post the non-availability of Tamala Park Landfill.

Officer Response

Q1: Can the CEO provide the estimated month and year the Tamala Park Landfill will close please?
Answer:
It is important to note that providing a date for estimated closure is a complex one given the differing variables that affect that outcome. Those variables include surveys of the active landfill area, the estimated and thereafter actual amount of materials received from member councils, the compaction rate of the materials received in landfill, the volume of daily cover materials deployed as a normal part of pest/odour management control and the approved final landfill contour profile as per the site's environmental management licence. The only

set figure from those is the final landfill profile. The other variables are either completely outside the control of the MRC to manage or dependent upon many different internal and external influences that can impact their performance. For example, the MRC's modelling assumes an agreed position on energy recovery (waste to energy) between all member councils and the MRC, the awarding of a final contract for energy recovery, a start date for the beginning of deliveries to an energy recovery contractor, start dates for each member council with respect to the provision of FOGO recycling services in their respective communities (assuming that they elect to provide that service), an estimation of each member council's "contamination rate" in their respective organics and comingled recycling services, appropriate tonnage modelling being provided by each member council into the future, etc.

Assuming energy recovery is contracted as per Council's previous resolution with a conservative start date set six months from now (28 May 2025) and taking into account reasonable estimates for all of the variables discuss previously, it is estimated that the Tamala Park landfill cells would be filled by May 2029.

The above estimate is provided based upon a survey date of 1 July 2024. A new survey is being arranged which is likely to result in changes to the dates provided given that the information relating to the development of an estimate changes as conditions within the landfill change.

Q2: It is understood that the MRC is required to give 12 months' notice to its members advising when their residue waste is not required to be deposited at the Tamala Park Landfill, which then triggers the exemption granted to all members.
In the event of the City of Joondalup not supporting the MRC WtE tender, could the MRC provide that notice now which will enable the members to start putting in place their own arrangements to manage their residue waste post the non-availability of Tamala Park Landfill.
Answer:
On 21 September 2023 Council resolved the following:

RESPONSIBLE OFFICER RECOMMENDATION:
That Council:
1. Authorise the Mindarie Regional Council's constituent municipalities, being the Cities of Joondalup, Perth, Stirling, Vincent and Wanneroo and the Towns of Cambridge and Victoria Park, to be exempt from the provision of clause 4.A1 of the Constitution Agreement subject to the MRC no longer accepting constituent municipalities' kerbside waste at the Tamala Park Waste Management Facility.
2. Note that the date at which the exemption discussed in 1, above, will be determined by the MRC at a later date.
3. Request the MRC CEO to provide 12 months' written notice to constituent municipalities of the estimated date that the Tamala Park Waste Management Facility expects to no longer accept the constituent municipalities' kerbside waste.

RESPONSIBLE OFFICE RECCOMMENDATION
Moved Cr Hatton, seconded Cr Shannon
RESOLVED
That the recommendation be adopted

(CARRIED UNANIMOUSLY 12/0)

The 12-month notice period discussed in the resolution above was based upon the Administration's confidence in providing an advanced indication of the landfill's available capacity to member councils whilst ensuring that sufficient materials would be available to finalise the timely closure of the active landfill process at Tamala Park. Given the number of independent variables that are described in the answer to Q1, the Administration is uncomfortable in providing a more advanced estimate.

8.10 pm Cr Miles left the Council Chamber
8.11 pm Cr Miles returned to the Council Chamber

Moved Cr May, Seconded Cr Hatton
Procedural motion:
In accordance with clause 10.1(h) of the Mindarie Regional Council Meeting Procedures Local Law 2020 and s5.23 of the Local Government Act 1995, I request that Council meet "behind closed doors" to allow the Council to consider items 14.1 to 14.3, and 14.6 as the items are of a confidential nature.

1. Permits the MRC Chief Executive Officer and MRC staff to remain in the meeting for items 14.1 to 14.3.
2. Permits Ms Cherico and Ms Toward to remain the meeting for item 14.6.
3. Requests people seated in the gallery to leave.

CARRIED UNANIMOUSLY 12/0
For: Crs Castle, Creado, Ferrante, Fishwick, Gobbert, Hatton, Mack, May, Miles, Proud, Vernon and Wright
Against: Nil

Meeting closed to the public at 8.13 pm and people seated in the gallery left.

14 MATTERS FOR WHICH THE MEETING MAY BE CLOSED TO THE PUBLIC

At the previous Ordinary Council meeting held on 26 September 2024, Council deferred items **14.3** Full Risk Register, **14.4** Draft Risk Appetite Statement and Risk Management Plan and **14.5** CEO's review of the appropriateness and effectiveness of the financial management systems and procedures

These reports are now renumbered 14.1, 14.2, and 14.3 respectively as detailed below.

8.13 pm *Cr Ferrante left the Council Chamber*
8.14 pm *Cr Ferrante retuned to the Council Chamber*

This report is Confidential and dealt with in a confidential session, under Section 5.23 (2) (f) (ii) of the *Local Government Act 1995* as the report deals with matters concerning risks to the MRC	
14.1	**FULL RISK REGISTER**
File No:	**GF-20-0000408**
Attachment(s):	**Attachment 1 – Full Risk Register**
Date:	**17 September 2024**
Responsible Officer:	**Chief Executive Officer**

RESPONSIBLE OFFICER AND AUDIT AND RISK COMMITTEE RECOMMENDATION

That Council note the full risk register as presented.

Moved Cr Vernon, seconded Cr Wright
RESOLVED
That the recommendation be adopted

CARRIED UNANIMOUSLY 12/0
For: Crs Castle, Creado, Ferrante, Fishwick, Gobbert, Hatton, Mack, May, Miles, Proud, Vernon and Wright
Against: Nil

This report is Confidential and dealt with in a confidential session, under Section 5.23 (2) (f) (ii) of the *Local Government Act 1995* as the report deals with matters concerning risks to the MRC	
14.2	**DRAFT RISK APPETITE STATEMENT AND RISK MANAGEMENT PLAN**
File No:	**GF-22-0000456**
Attachment(s):	**Attachment 1 – Draft Risk Management Plan and Risk Appetite Statement Version 2. Attachment 2 – Draft (Appendix A) MRC Risk Assessment and Acceptance Criteria.**
Date:	**17 September 2024**
Responsible Officer:	**Chief Executive Officer**

RESPONSIBLE OFFICER AND AUDIT AND RISK COMMITTEE RECOMMENDATION

That Council adopt:
1. Risk Management Plan and Risk Appetite Statement, and;
2. Risk Appetite Statement and Risk Assessment and Acceptance Criteria.

Moved Cr Wright, seconded Cr Miles
RESOLVED
That the recommendation be adopted

CARRIED UNANIMOUSLY 12/0
For: Crs Castle, Creado, Ferrante, Fishwick, Gobbert, Hatton, Mack, May, Miles, Proud, Vernon and Wright
Against: Nil

This report is Confidential and dealt with in a confidential session, under Section 5.23 (2) (f) (ii) of the *Local Government Act 1995* as the report deals with matters concerning risks to the MRC	
14.3	**CEOs REVIEW OF THE APPROPRIATENESS AND EFFECTIVENESS OF THE FINANCIAL MANAGEMENT SYSTEMS AND PROCEDURES**
File No:	**GF-24-0000131**
Attachment(s):	**Attachment 1 – Report on the review of the appropriateness and effectiveness of the financial management systems and procedures**
Date:	**17 September 2024**
Responsible Officer:	**Chief Executive Officer**

RESPONSIBLE OFFICER AND AUDIT AND RISK COMMITTEE RECOMMENDATION

That Council:
Endorses the CEO's Review of the appropriateness and effectiveness of the financial management systems and procedures of the Local Government dated 27 May 2024.

Moved Cr Vernon, seconded Cr Miles
RESOLVED
That the recommendation be adopted

CARRIED UNANIMOUSLY 12/0
For: Crs Castle, Creado, Ferrante, Fishwick, Gobbert, Hatton, Mack, May, Miles, Proud, Vernon and Wright
Against: Nil

14.6	CEO RECRUITMENT AND PERFORMANCE REVIEW COMMITTEE – CONSIDERATION OF COMMITTEE'S RECOMMENDATIONS
File No:	**GF-24-0000062**
Attachment(s):	**Attachment 1 – MRC CEO Performance Review Report 2023/2024**
Date:	**20 November 2024**
Responsible Officer:	**Human Resources Manager**

Moved Cr Gobbert, seconded Cr May

PROPOSED AMENDMENT 1
Moved Cr Vernon, seconded Cr Proud

Amend point 3 of the recommendation. Remove the words 'Confidential Attachment 1" and replace with the words "Confidential Attachment 2"

Reason:
The reason for this amendment is to alter the Committee's proposed remuneration for the CEO to be set out in Confidential Attachment 2 to this amendment.

CARRIED 9/3
For: Crs Castle, Creado, Ferrante, Hatton, Mack, Miles, Proud, Vernon and Wright
Against: Crs Gobbert, Fishwick and May

PROPOSED AMENDMENT 2
Moved Cr Fishwick, seconded Cr May

That the KPIs be amended to include the development of a winding up plan for the MRC as a regional council, which outlines the key steps for the future management and a closure of the landfill. KPI Timeline: December 2026.

8.53 pm Cr Wright left the meeting
8.53 pm Cr Wright and Mr Cairns re-entered the meeting
9.07 pm Mr Cairns left the meeting

Lost 3/9
For: Crs Gobbert, Fishwick and May
Against: Crs Castle, Creado, Ferrante, Hatton, Mack, Miles, Proud, Vernon and Wright

PROPOSED AMENDMENT 3
Moved Cr Miles, seconded Cr Vernon
Remove the word February and replace with the word June for KPI 1.
CARRIED 11/1
For: Crs Castle, Creado, Ferrante, Fishwick, Hatton, Mack, May, Miles, Proud, Vernon and Wright
Against: Cr Gobbert

SUBSTANTIVE MOTION, AS AMENDED

That Council:
1. Notes the appraisal of Scott Cairns, Chief Executive Officer, has been undertaken for the period 1 July 2023 to 30 June 2024.

2. Endorses the findings of the MRC CEO Performance Review Report 2023/2024 as per the Confidential Attachment 1.

3. Reviews the CEO's Total Renumeration Package for 2024/2025 and endorses the adjustment to the CEO's total reward package, subject to the changes as specified in the Confidential Attachment 2.

4. Approves the 2024/2025 CEO Key Performance Indicators as specified in the confidential Attachment 1, subject to the following change in KPI1, remove the word February and replace with the word June.

CARRIED UNANIMOUSLY 12/0
For: Crs Castle, Creado, Ferrante, Fishwick, Gobbert, Hatton, Mack, May, Miles, Proud, Vernon and Wright
Against: Nil

Moved Cr May, seconded Cr Wright
Procedural Motion

1. Reopens the meeting to members of the public at 9.27 pm

CARRIED UNANIMOUSLY 12/0
For: Crs Castle, Creado, Ferrante, Fishwick, Gobbert, Hatton, Mack, May, Miles, Proud, Vernon and Wright
Against: Nil

15 NEXT MEETING

The next Ordinary Council meeting is to be held on Thursday 12 December 2024 at the City of Perth commencing at 6.30 pm.

16 CLOSURE

The Chair closed the meeting at 9.27 pm and thanked the Town of Victoria Park for their hospitality and use of their meeting facilities.

Signed..... Chair

Dated ..... day of 2024